

BH(Q) Potopne crpke



50 Hz

INOX POTOPNE PUMPE

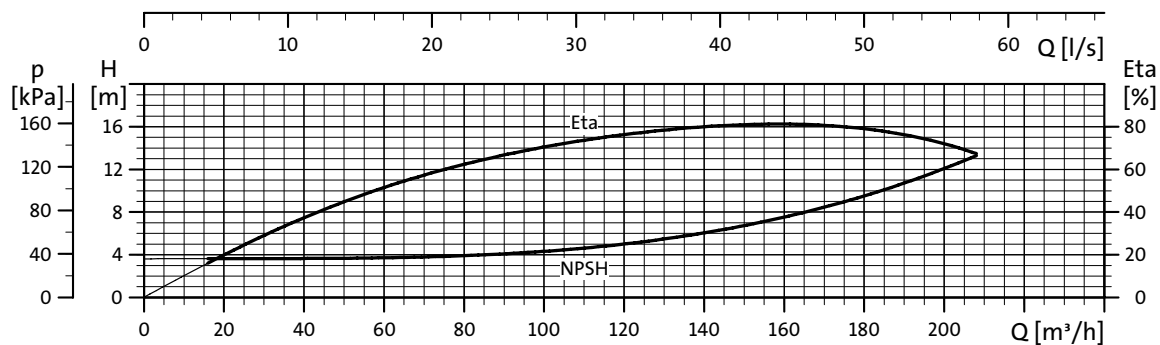
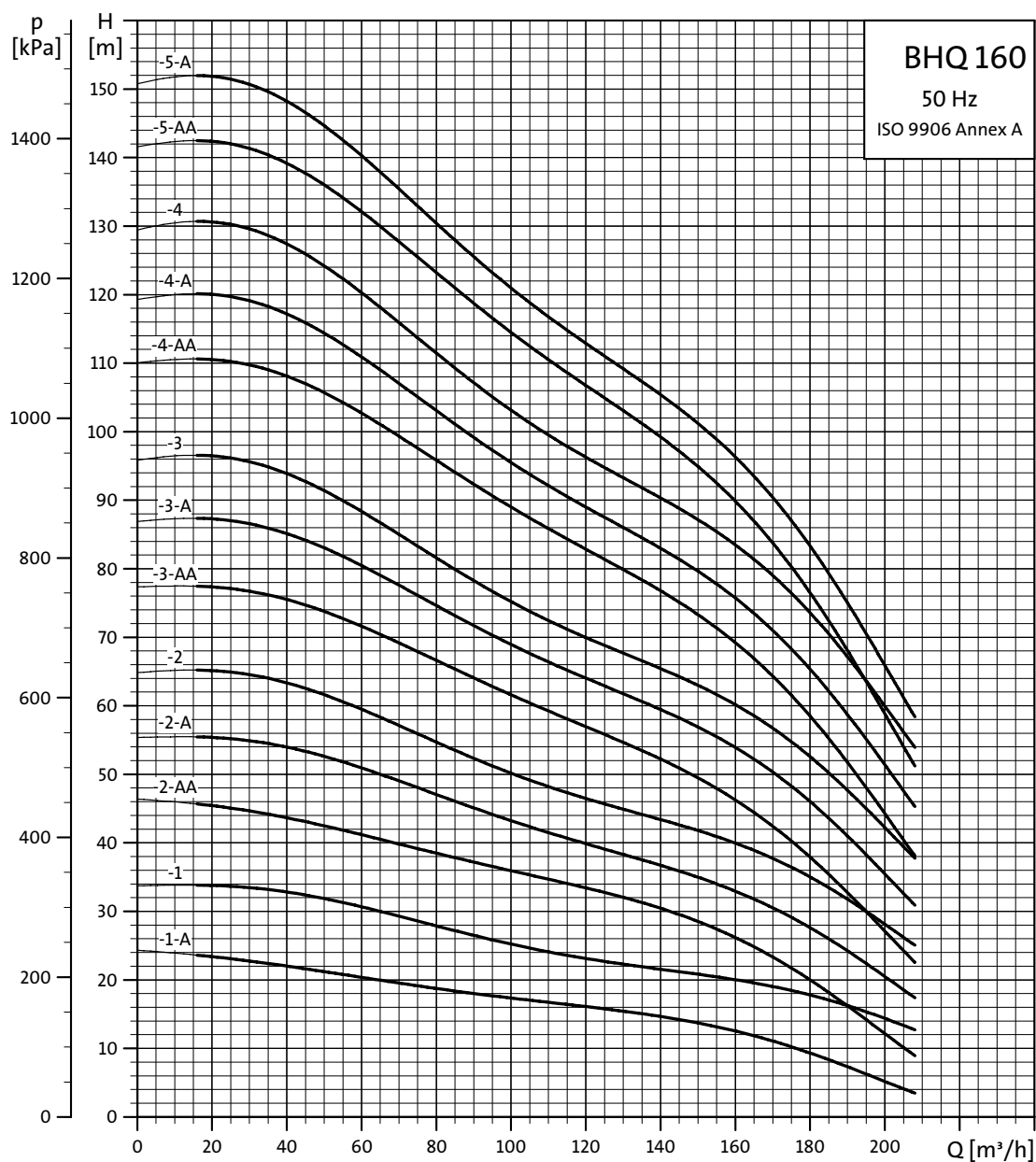
DOSTUPNE IZ MATERIJALA : INOX-a 304

DOSTUPNE IZ MATERIJALA : INOX-a 316

STANDARD

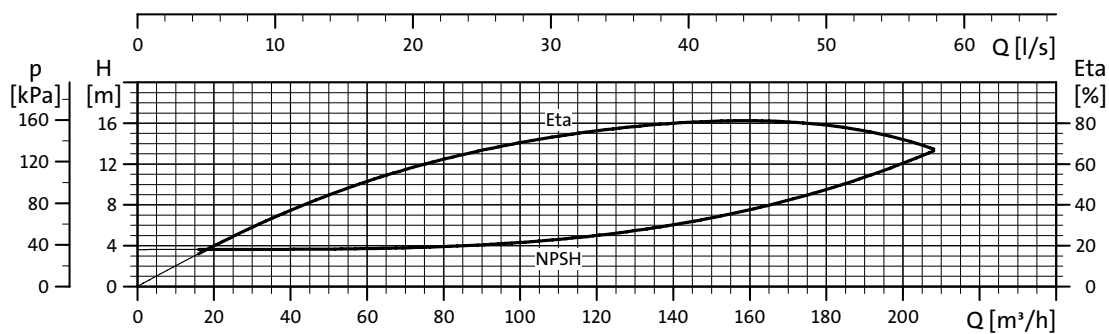
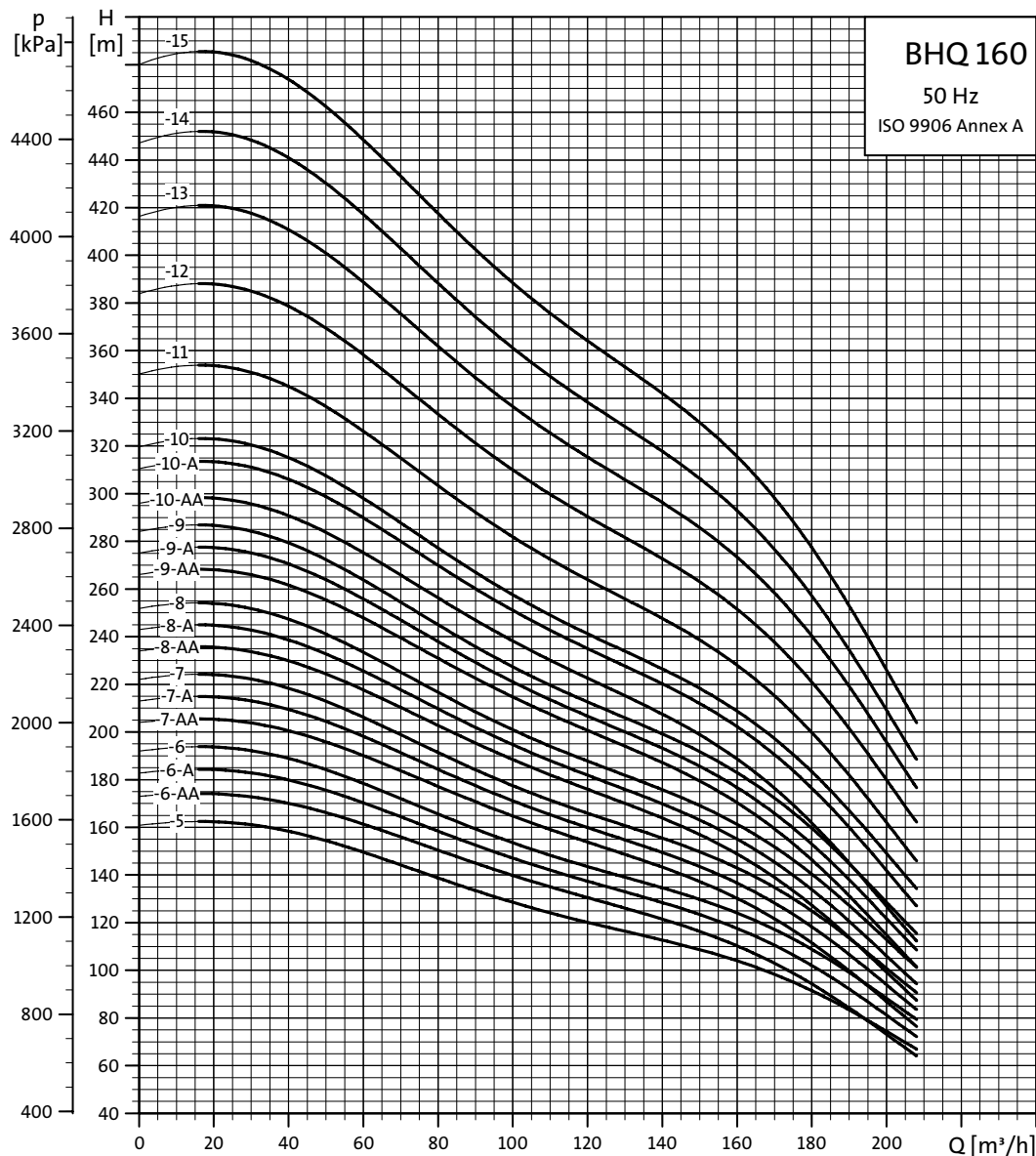
N - VERZIJA

BHQ 160

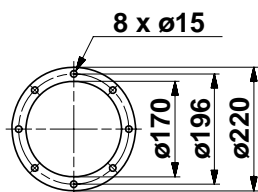
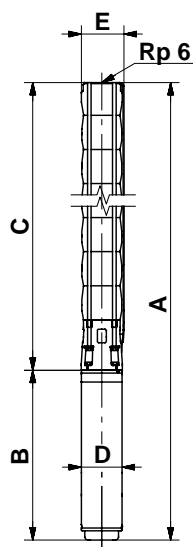


Radne krivulje

Potopne crpke
BHQ 160



Dimenzije i težine



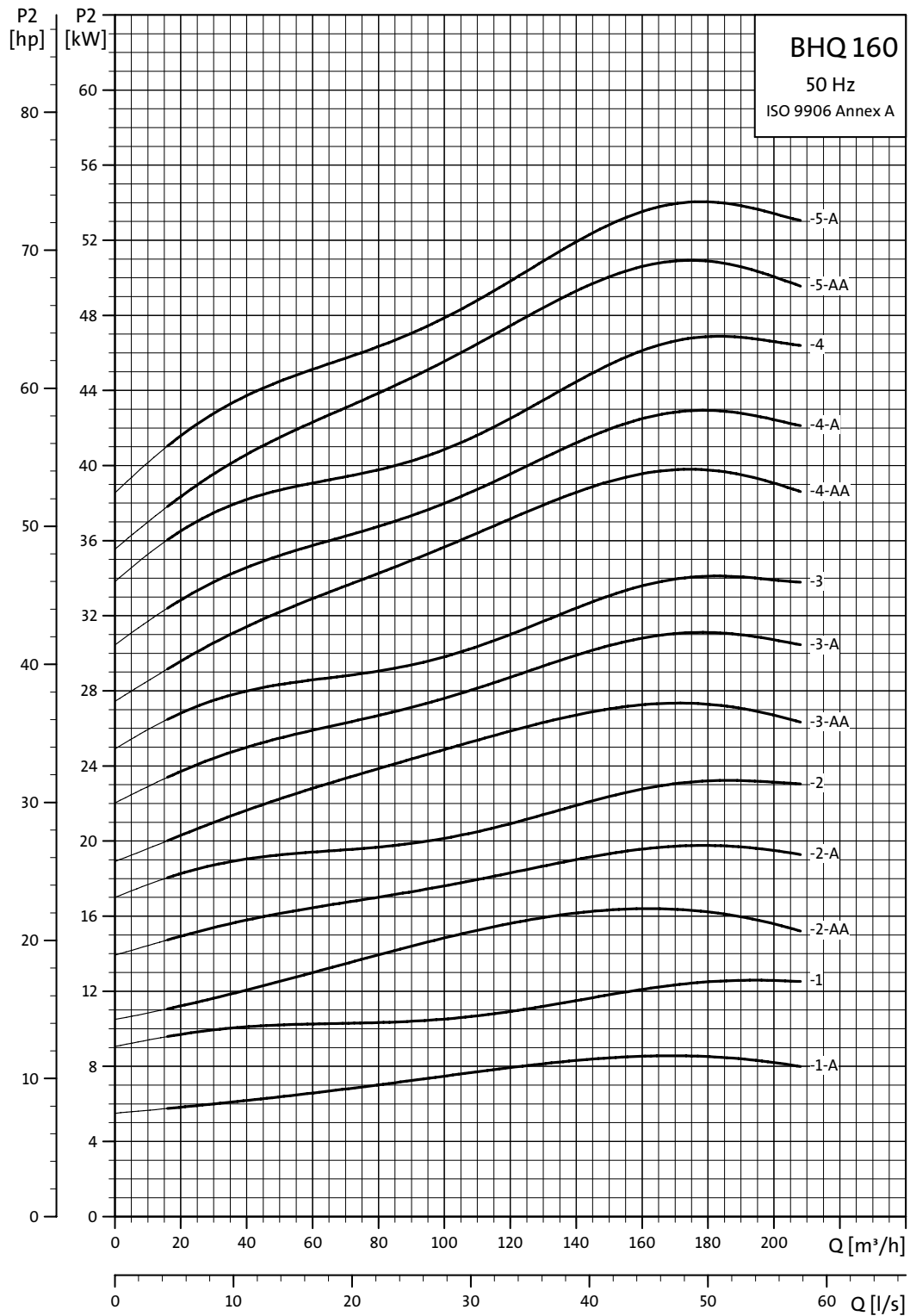
Tip crpke	Motor		Dimenzije [mm]										Neto težina [kg]
	Tip	Snaga [kW]	Rp 6 priključak				6" priрубnica				B	D	
			A	C	E*	E**	A	C	E*	E**			
BH 160-1-A	MS6	9,2	1241	651	211	218	1241	651	222	226	590	143	76
BH 160-1	MS6	13	1359	651	211	218	1359	651	222	226	708	143	82
BH 160-2-AA	MS6	18,5	1590	807	211	218	1590	807	222	226	783	143	97
BH 160-2-A	MS6	22	1645	807	211	218	1645	807	222	226	838	143	103
BH 160-2	MS6	26	1710	807	211	218	1710	807	222	226	903	143	109
BH 160-3-AA	MS6	30	1931	963	211	218	1931	963	222	226	968	143	123
BH 160-3-A	MMS 6000	37	2388	963	211	218	2388	963	222	226	1425	144	170
BH 160-3	MMS 6000	37	2388	963	211	218	2388	963	222	226	1425	144	170
BH 160-4-AA	MMS 8000	45	2389	1119	218	227	2389	1119	229	232	1270	192	230
BH 160-4-A	MMS 8000	45	2389	1119	218	227	2389	1119	229	232	1270	192	230
BH 160-4	MMS 8000	55	2469	1119	218	227	2469	1119	229	232	1350	192	245
BH 160-5-AA	MMS 8000	55	2625	1275	218	227	2625	1275	229	232	1350	192	251
BH 160-5-A	MMS 8000	55	2625	1275	218	227	2625	1275	229	232	1350	192	251
BH 160-5	MMS 8000	63	2765	1275	218	227	2765	1275	229	232	1490	192	277
BH 160-6-AA	MMS 8000	63	2921	1431	218	227	2921	1431	229	232	1490	192	283
BH 160-6-A	MMS 8000	75	3021	1431	218	227	3021	1431	229	232	1590	192	302
BH 160-6	MMS 8000	75	3021	1431	218	227	3021	1431	229	232	1590	192	302
BH 160-7-AA	MMS 8000	75	3177	1587	218	227					1590	192	302
BH 160-7-A	MMS 8000	92	3417	1587	218	227					1830	192	354
BH 160-7	MMS 8000	92	3417	1587	218	227					1830	192	354
BH 160-8-AA	MMS 8000	92	3573	1743	218	227					1830	192	360
BH 160-8-A	MMS 8000	92	3573	1743	218	227					1830	192	360
BH 160-8	MMS 8000	92	3573	1743	218	227					1830	192	360
BH 160-9-AA	MMS 8000	110	3959	1899	218	227					2060	192	416
BH 160-9-A	MMS 8000	110	3959	1899	218	227					2060	192	416
BH 160-9	MMS 8000	110	3959	1899	218	227					2060	192	416
BH 160-10-AA	MMS 8000	110	4411	2351	218	227					2060	192	432
BH 160-10-A	MMS 10000	132	4273	2403	237	237					1870	237	544
BH 160-10	MMS 10000	132	4273	2403	237	237					1870	237	544
BH 160-11	MMS 10000	132	4429	2559	237	237					1870	237	550
BH 160-12	MMS 10000	147	4784	2714	237	237					2070	237	621
BH 160-13	MMS 10000	170	5090	2870	237	237					2220	237	667
BH 160-14	MMS 10000	170	5245	3025	237	237					2220	237	673
BH 160-15	MMS 12000	190	5239	3259	286	286					1980	286	803

* Makimalni promjer crpke s jednim motorskim kabelom.

** Makimalni promjer crpke s dva motorska kabela.

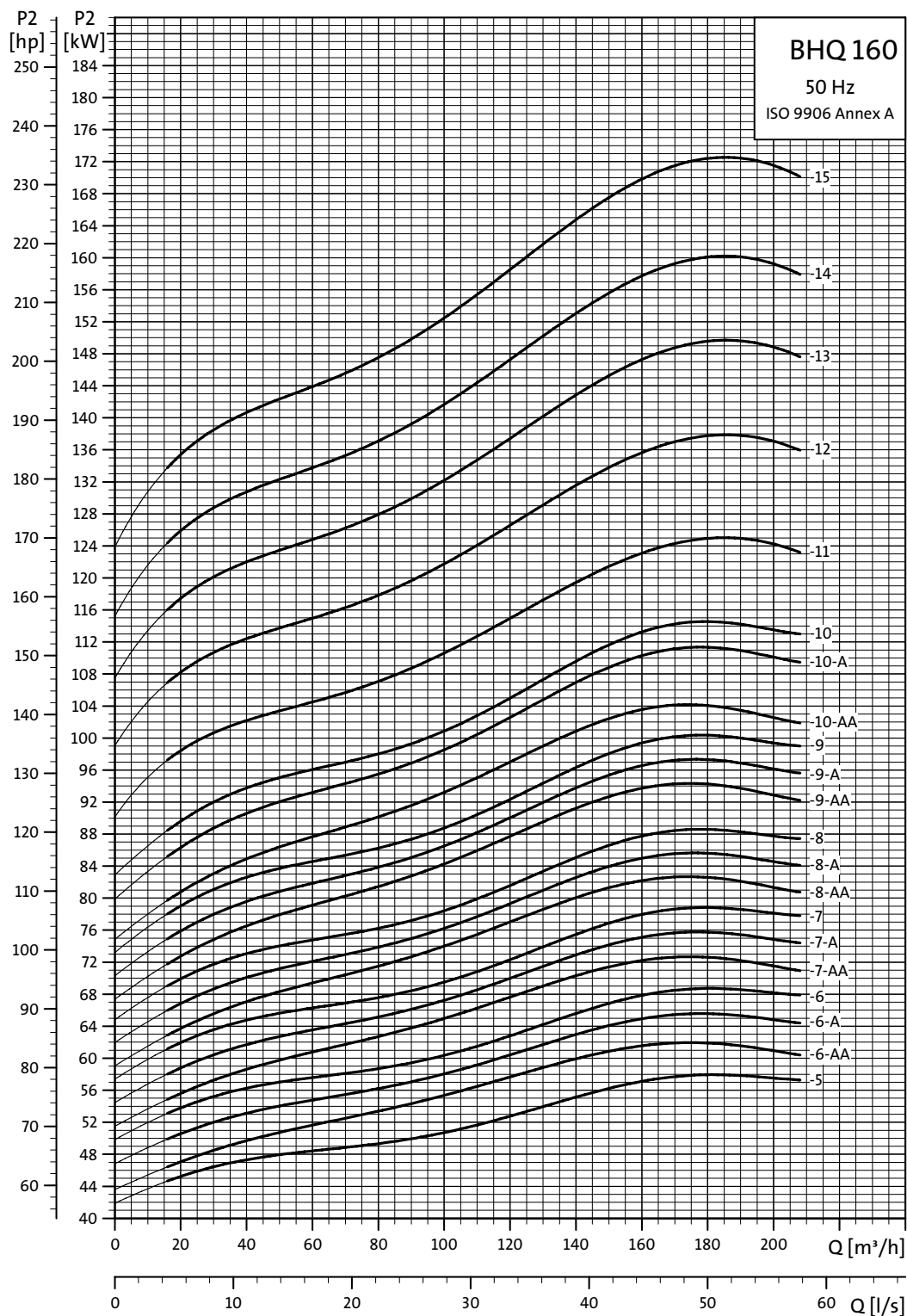
Radne krivulje

Potopne crpke
BHQ 160



Radne krivulje

Potopne crpke
BHQ 160



Professional



Vaš život , naša kvaliteta , diljem svijeta