

# BH(Q) Potopne crpke



**50 Hz**

**INOX POTOPNE PUMPE**

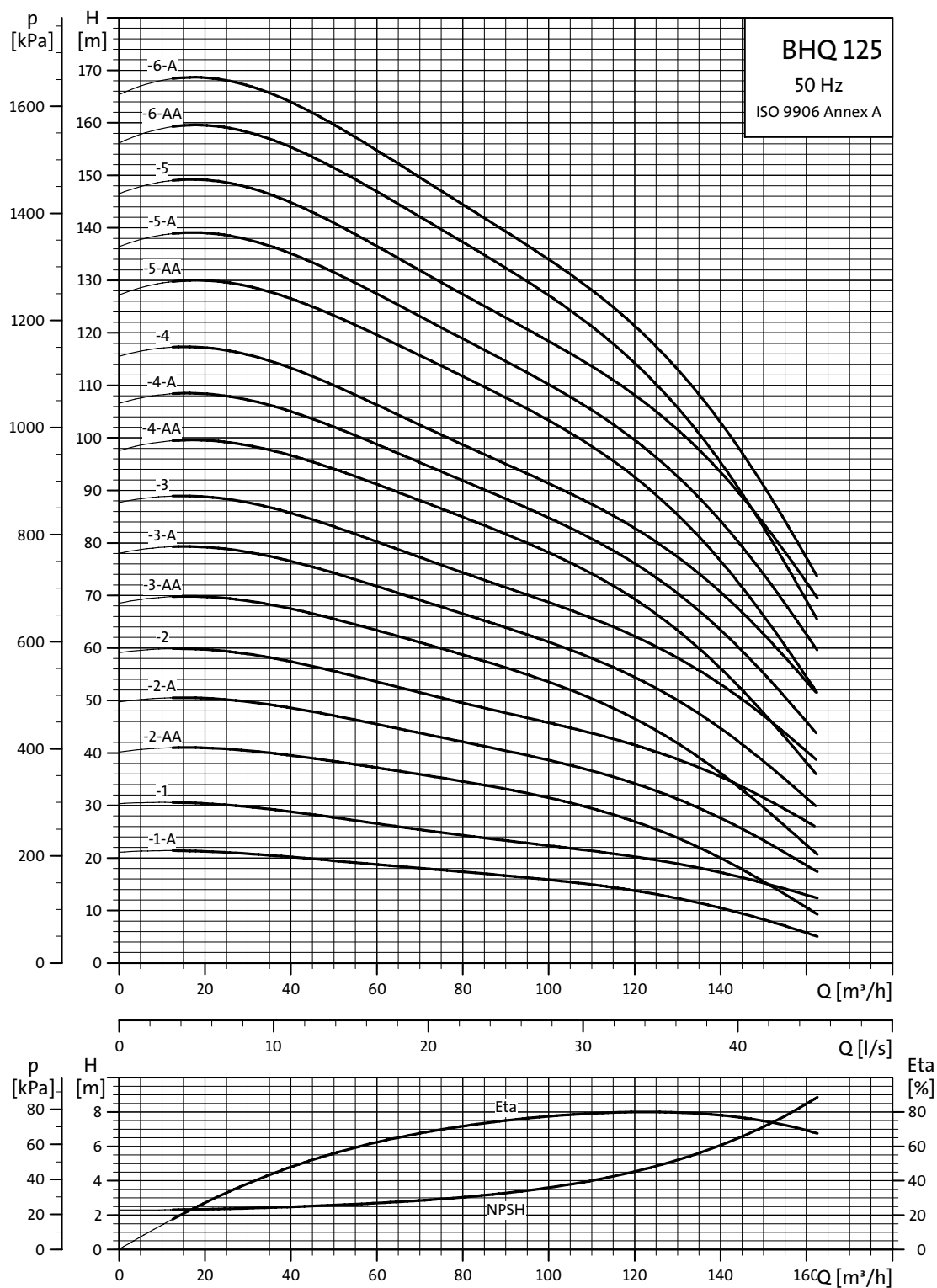
DOSTUPNE IZ MATERIJALA : INOX-a 304

DOSTUPNE IZ MATERIJALA : INOX-a 316

STANDARD

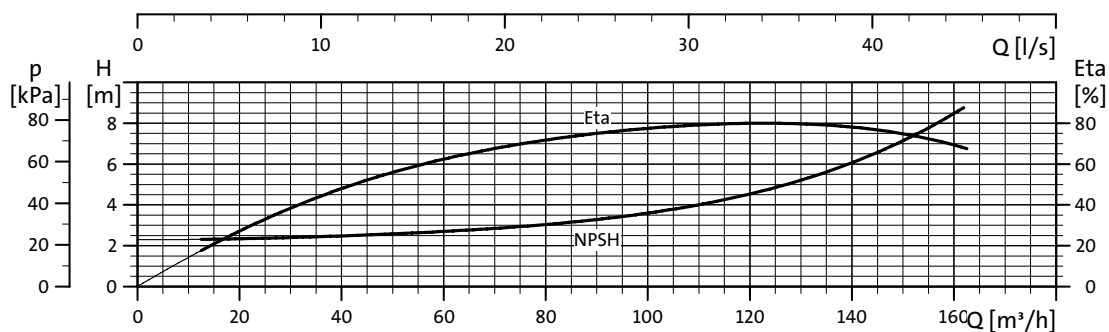
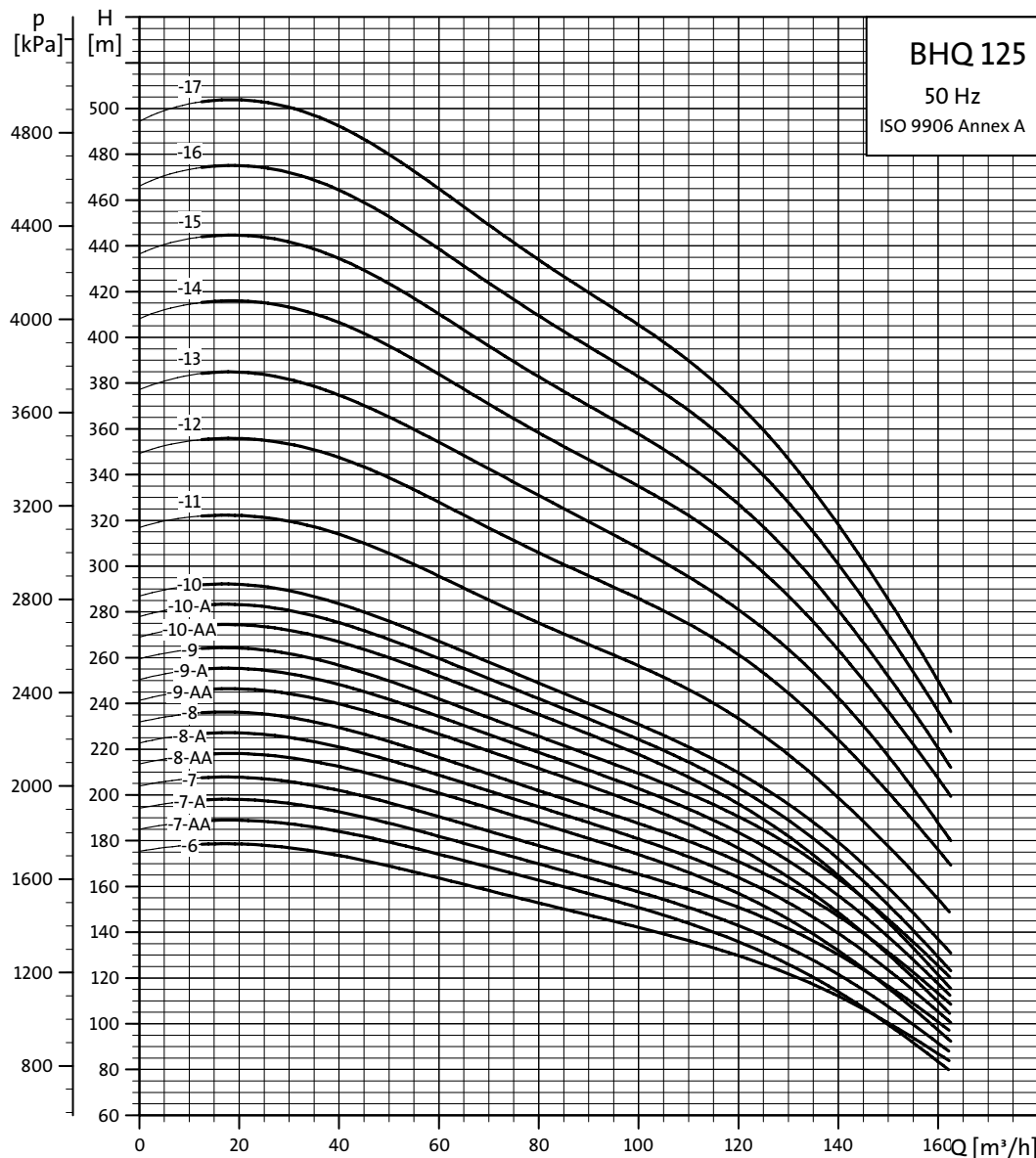
N - VERZIJA

## BHQ 125

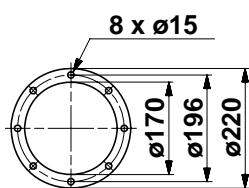
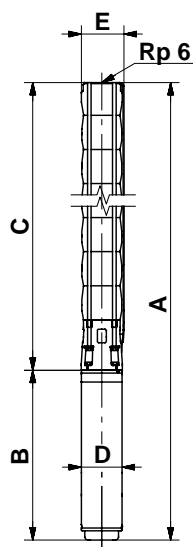


# Radne krivulje

Potopne crpke  
BHQ 125



## Dimenzije i težine



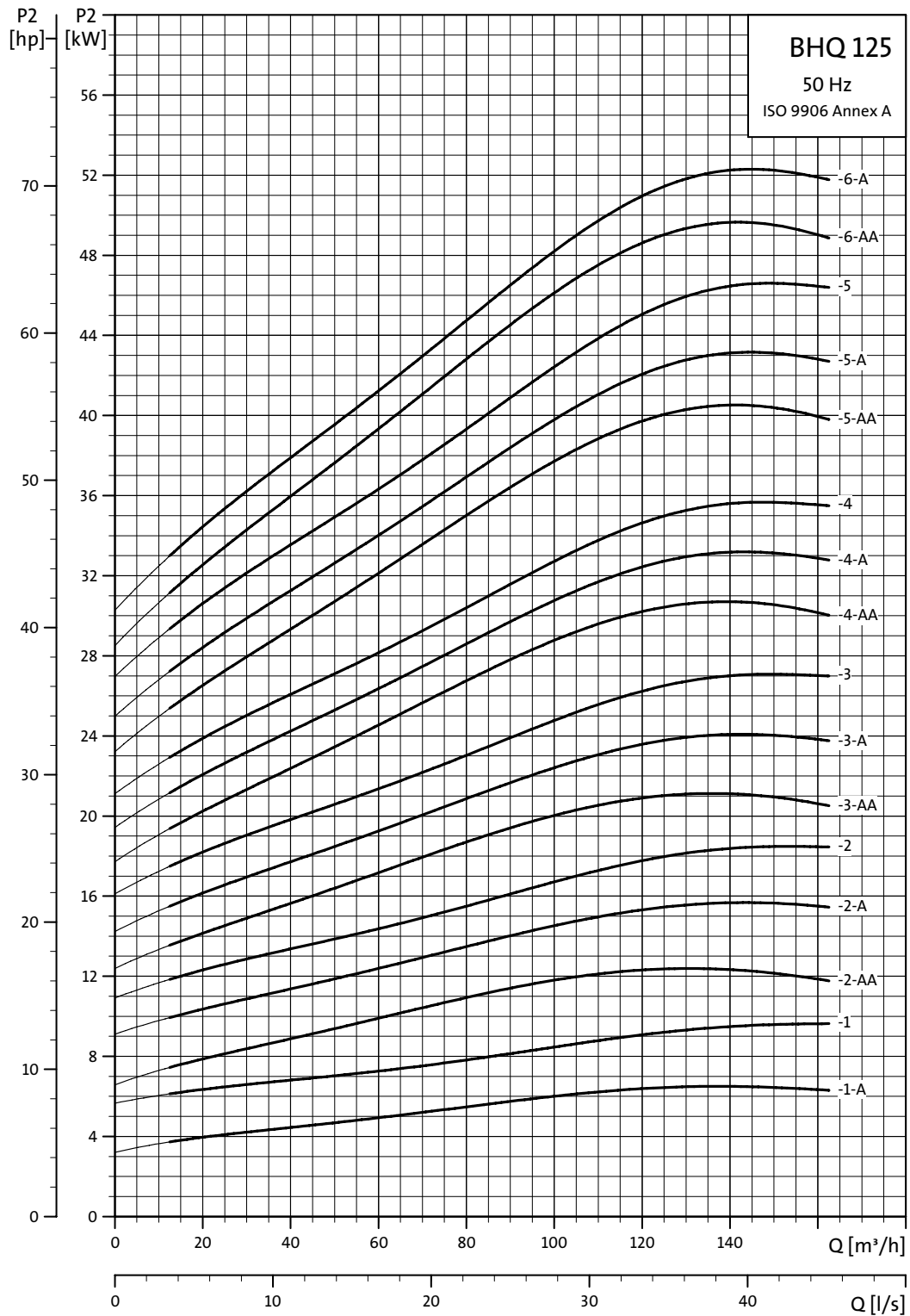
Tip crpke	Motor		Dimenzije [mm]										Neto težina [kg]
	Tip	Snaga [kW]	Rp 6 priključak				6" priрубnica				B	D	
			A	C	E*	E**	A	C	E*	E**			
BH 125-1-A	MS6	7,5	1216	651	211	218	1216	651	222	226	565	143	70
BH 125-1	MS6	11	1334	651	211	218	1334	651	222	226	683	143	79
BH 125-2-AA	MS6	13	1515	807	211	218	1515	807	222	226	708	143	88
BH 125-2-A	MS6	18,5	1590	807	211	218	1590	807	222	226	783	143	97
BH 125-2	MS6	22	1645	807	211	218	1645	807	222	226	838	143	103
BH 125-3-AA	MS6	22	1801	963	211	218	1801	963	222	226	838	143	109
BH 125-3-A	MS6	26	1866	963	211	218	1866	963	222	226	903	143	115
BH 125-3	MS6	30	1931	963	211	218	1931	963	222	226	968	143	123
BH 125-4-AA	MMS 6000	37	2544	1119	211	218	2544	1119	222	226	1425	144	176
BH 125-4-A	MMS 6000	37	2544	1119	211	218	2544	1119	222	226	1425	144	176
BH 125-4	MMS 6000	37	2544	1119	211	218	2544	1119	222	226	1425	144	176
BH 125-5-AA	MMS 8000	45	2545	1275	213	218	2545	1275	223	226	1270	192	236
BH 125-5-A	MMS 8000	45	2545	1275	213	218	2545	1275	223	226	1270	192	236
BH 125-5	MMS 8000	55	2625	1275	213	218	2625	1245	223	226	1350	192	251
BH 125-6-AA	MMS 8000	55	2781	1431	213	218	2781	1431	223	226	1350	192	257
BH 125-6-A	MMS 8000	55	2781	1431	213	218	2781	1431	223	226	1350	192	257
BH 125-6	MMS 8000	63	2921	1431	218	227	2921	1431	229	232	1490	192	283
BH 125-7-AA	MMS 8000	63	3077	1587	218	227	3077	1587	229	232	1490	192	289
BH 125-7-A	MMS 8000	63	3077	1587	218	227	3077	1587	229	232	1490	192	289
BH 125-7	MMS 8000	75	3177	1587	218	227	3177	1587	229	232	1590	192	308
BH 125-8-AA	MMS 8000	75	3333	1743	218	227					1590	192	314
BH 125-8-A	MMS 8000	75	3333	1743	218	227					1590	192	314
BH 125-8	MMS 8000	75	3333	1743	218	227					1590	192	314
BH 125-9-AA	MMS 8000	92	3729	1899	218	227					1830	192	366
BH 125-9-A	MMS 8000	92	3729	1899	218	227					1830	192	366
BH 125-9	MMS 8000	92	3729	1899	218	227					1830	192	366
BH 125-10-AA	MMS 8000	92	3885	2055	218	227					1830	192	372
BH 125-10-A	MMS 8000	92	3885	2055	218	227					1830	192	372
BH 125-10	MMS 8000	92	3885	2055	218	227					1830	192	372
BH 125-11	MMS 8000	110	4567	2507	218	227					2060	192	438
BH 125-12	MMS 10000	132	4584	2714	237	237					1870	237	556
BH 125-13	MMS 10000	132	4740	2870	237	237					1870	237	562
BH 125-14	MMS 10000	147	5095	3025	237	237					2070	237	633
BH 125-15	MMS 10000	147	5251	3181	237	237					2070	237	639
BH 125-16	MMS 10000	170	5556	3336	237	237					2220	237	685
BH 125-17	MMS 10000	170	5712	3492	237	237					2220	237	691

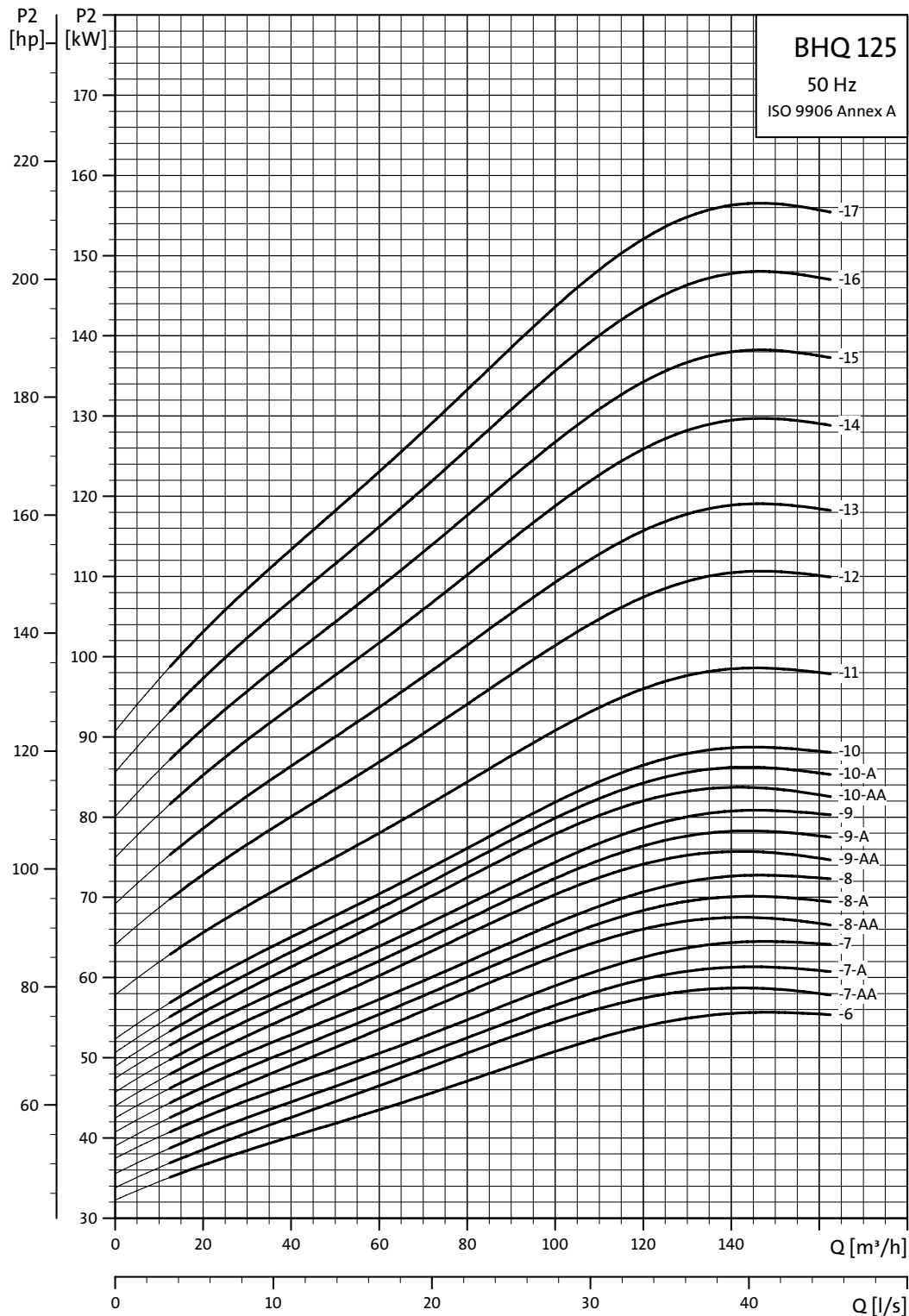
\* Maksimalni promjer crpke s jednim motorskim kabelom.

\*\* Maksimalni promjer crpke s dva motorska kabela.

# Radne krivulje

Potopne crpke  
BHQ 125





Professional



Vaš život , naša kvaliteta , diljem svijeta