

## KOMERCIJALNI UVIJETI / ISPORUKA :

DOLJE NAVEDENE CIJENE SU U EURIMA BEZ PDV-a

NA NAVEDENE CIJENE ODOBRAVAMO 15% POPUST

STANDARDNI ROK ISPORUKE AKO NEMA NA LAGERU : CCA 3 TJEDNA OD NARUDŽBE  
( NE UKLJUČUJE 8. MJESEC RADI KOLEKTIVNOG GODISNJEG TVORNICE U ITALIJI )

PLACANJE : 50% KOD NARUDŽBE , 50% PO OBAVIJESTI DA JE ROBA SPREMNA ZA ISPORUKU

TEHNIČKE KARAKTERISTIKE POJEDINOG MODELA MOŽETE VIDJETI U KATALOGU

DOSTAVA ROBE NA VAŠU ADRESU UNUTAR HRVATSKE

" HIDRO-METAL" OVLAŠTENI PREDSTAVNIK TE DISTRIBUTER ZA REPUBLIKU HRVATSKU

- BOX .....	pg.	04
- HOBBY PRO .....	pg.	04
- DOMO .....	pg.	04
- ZEFIR BENZINA.....	pg.	05
- ZEFIR DIESEL.....	pg.	05
- SIRIO BENZINA .....	pg.	06
- SIRIO DIESEL .....	pg.	06
- URBAN BENZINA.....	pg.	07
- URBAN DIESEL .....	pg.	07
- OPEN .....	pg.	07
- ARGO LP.....	pg.	08
- ARGO DW .....	pg.	08
- ARGO BASE LP .....	pg.	09
- ARGO BASE DW .....	pg.	09
- MISTRAL I .....	pg.	10
- MISTRAL JD.....	pg.	11
- MISTRAL P.....	pg.	12
- MISTRAL V.....	pg.	13
- MISTRAL LP.....	pg.	14
- MISTRAL L .....	pg.	14
- MISTRAL BASE I.....	pg.	15
- MISTRAL BASE JD .....	pg.	16
- MISTRAL BASE P .....	pg.	17
- MISTRAL BASE V .....	pg.	18
- MISTRAL BASE LP .....	pg.	19
- MISTRAL BASE L.....	pg.	19
- RANGER 3000 g/min .....	pg.	20
- RANGER 1500 g/min .....	pg.	20
- WG .....	pg.	20

### **AUTOMATIC CHANGEOVER CONTROL PANEL**

COMMANDER.....	pg.	21
GUARDIAN.....	pg.	21
GUARDIAN BASE .....	pg.	21

*TANKS WITH BASIN* .....pg. 22

*ROOFINGS* .....pg. 22

*DOUBLE SKINNED UNDERGROUND TANKS* .....pg. 22

## LEGENDA



SIRIO 3000 **ABM**      **A** = ručno paljenje na trzaj (potezno užje) ; **B** = benzinski ; **M** = jednofazni

SIRIO 3000 **EDT**      **E** = elektro paljenje ; **D** = dizelski ; **T** = trofazni

SIRIO 3000 **EBMA**      **E** = elektro paljenje ; **B** = benzinski ; **M** = jednofazni ;  
**A** = agregat opremljen za priključak ormara s automatskim prebacivanjem  
( *Commander* )

ARGO/MISTRAL **MAN**      Elektro paljenje s ručnim pritiskom na gumb

ARGO/MISTRAL **MAN AUTO**      Elektro paljenje s ručnim pritiskom na gumb, opremljen  
za priključak ormara s automatskim prebacivanjem

ARGO/MISTRAL **-A**      Opremljen za priključak ormara s automatskim prebacivanjem  
( *Commander, Guardian, Guardian Base* )

### AUTOMATSKI ORMARI:

**COMMANDER**      Automatski ormar sa transfer preklopkom pogodan za manje i srednje snage agregata

**GUARDIAN**      Multifunkcionalan automatski ormar sa transfer preklopkom pogodan za srednje i  
velike snage agregata

**GUARDIAN BASE**      Automatski ormar bez transfer preklopke

## Serie **BOX** Benzina / Gasoline



Single phase portable generator, soundproof, gasoline SUBARU engine recoil starting. Air cooled, 3000 rpm.

COD.	MODELLO MODEL	POTENZA POWER				DIMENSIONI DIMENSIONS B x P x H	CARBURANTE FUEL Tipo Type	MOTORE ENGINE Modello Model	PREZZO PRICE €
		Monofase Singlephase 230 V		Trifase Threephase 400 V					
		KVA	KW	KVA	KW	cm			
313.01	BOX R 1100	0,94	0,85	-	-	47x29x42	Benzina Gasoline	EH09	1.438,00
313.02	BOX R 1700 i	1,83	1,65	-	-	47x29x42		EH09	2.235,00

## Serie **HOBBY PRO** Benzina / Gasoline



Single phase generator on open frame, gasoline SUBARU engine, recoil starting. Air cooled, 3000 rpm.

COD.	MODELLO MODEL	POTENZA POWER				DIMENSIONI DIMENSIONS B x P x H	CARBURANTE FUEL Tipo Type	MOTORE ENGINE Modello Model	ALTERNATORE ALTERNATOR		PREZZO PRICE €	
		Monofase Singlephase 230 V		Trifase Threephase 400 V					Marca Brand	Modello Model		
		KVA	KW	KVA	KW	cm						
300.06	HOBBY PRO 3000	3,0	2,7	-	-	58x38x40	Benzina Gasoline	3,6	EX17	LINZ	SP10D	927,00
300.07	HOBBY PRO 3500	3,5	3,1	-	-	58x38x40		3,6	EX21	LINZ	SP10E	1.123,00

## Serie **DOMO**



Silenced generator, gasoline SUBARU engine, recoil starting. Air cooled, 3000 rpm.

COD.	MODELLO MODEL	POTENZA POWER				DIMENSIONI DIMENSIONS B x P x H	MOTORE ENGINE Modello Model	ALTERNATORE ALTERNATOR Marca Brand	ALTERNATORE Modello Model	PREZZO PRICE €	
		Monofase Singlephase 230 V		Trifase Threephase 400 V							
		KVA	KW	KVA	KW	cm					
304.04	DOMO 3000 ABM	3,0	2,7	-	-	58x40x58	3,6	EX17	LINZ	SP10D	1.314,00
304.02	DOMO 3500 ABM	3,5	3,1	-	-	58x40x58	3,6	EX21	LINZ	SP10E	1.520,00

## Serie ZEFIR Benzina / Gasoline



Single phase and three phase generator on open frame, gasoline SUBARU engine, recoil or electric starting. Air cooled, 3000 rpm. Control panel on alternator.

COD.	MODELLO MODEL	POTENZA POWER				DIMENSIONI DIMENSIONS	📄 Lt	MOTORE ENGINE	ALTERNATORE ALTERNATOR		PREZZO PRICE
		Monofase Singlephase 230 V		Trifase Threephase 400 V					Marca Brand	Modello Model	
		KVA	KW	KVA	KW	cm				€	
300.20	ZEFIR 5000 ABM	4,2	3,8	-	-	76x50x64	6,1	EX27	LINZ	E1C10SF	1.482,00
300.21	ZEFIR 5000 EBM										1.908,00
300.22	ZEFIR 5000 ABT	2,2	2,0	5,5	4,4	76x50x64	6,1	EX27	LINZ	E1S10MG	1.813,00
300.23	ZEFIR 5000 EBT										2.290,00
300.24	ZEFIR 7000 ABM	7,0	6,3	-	-	76x50x64	7,0	EH41	LINZ	E1C10MI	1.927,00
300.25	ZEFIR 7000 EBM										2.315,00
300.26	ZEFIR 7000 ABT	2,8	2,5	7,0	5,6	76x50x64	7,0	EH41	LINZ	E1S10MH	2.132,00
300.27	ZEFIR 7000 EBT										2.514,00

### Optional serie ZEFIR Benzina

COD.	MODELLO / MODEL	€
314.21	KIT TROLLEY	142,00
314.50	KIT SERBATOIO 20 LT. con supporto per fissaggio a muro, completo di rubinetto e 1 mt. di tubo. 20 LT. TANK KIT with wall mounting support, tap and 1 mt. tube.	278,00

## Serie ZEFIR Diesel



Single phase and three phase generator on open frame, diesel LOMBARDINI/RUGGERINI engine, recoil starting. Air cooled, 3000 rpm. Control panel on alternator.

COD.	MODELLO MODEL	POTENZA POWER				DIMENSIONI DIMENSIONS	📄 Lt	MOTORE ENGINE	ALTERNATORE ALTERNATOR		PREZZO PRICE
		Monofase Singlephase 230 V		Trifase Threephase 400 V					Marca Brand	Modello Model	
		KVA	KW	KVA	KW	cm				€	
300.34	ZEFIR 50 R ADM	4,2	3,8	-	-	76x50x64	4,3	15LD350	LINZ	E1C10SF	2.610,00
300.35	ZEFIR 50 R EDM										3.090,00
300.36	ZEFIR 60 R ADM	6,0	5,4	-	-	76x50x64	5,0	15LD400	LINZ	E1S10MG	2.699,00
300.37	ZEFIR 60 R EDM										3.345,00
300.38	ZEFIR 60 R ADT	2,4	2,2	6,0	4,8	76x50x64	5,0	15LD400	LINZ	E1S10MG	2.879,00
300.39	ZEFIR 60 R EDT										3.545,00
300.30	ZEFIR 70 R ADM	7,0	6,3	-	-	76x50x64	5,0	15LD440	LINZ	E1C10MI	2.920,00
300.32	ZEFIR 70 R EDM										3.530,00
300.31	ZEFIR 70 R ADT	2,8	2,5	7,0	5,6	76x50x64	5,0	15LD440	LINZ	E1S10MH	3.120,00
300.33	ZEFIR 70 R EDT										3.685,00

### Optional serie ZEFIR Diesel

COD.	MODELLO / MODEL	€
314.21	KIT TROLLEY	142,00
314.50	KIT SERBATOIO 20 LT. con supporto per fissaggio a muro, completo di rubinetto e 1 mt. di tubo. 20 LT. TANK KIT with wall mounting support, tap and 1 mt. tube.	278,00

## Serie SIRIO Benzina / Gasoline



Single phase and three phase generator on open frame, recoil or electric starting. Air cooled, 3000 rpm.  
The codes with -A are adjusted for the connection of the automatic changeover panel.

COD.	MODELLO MODEL	POTENZA POWER		DIMENSIONI DIMENSIONS		MOTORE ENGINE	ALTERNATORE ALTERNATOR		PREZZO PRICE	QUADRO AUTOMATICO AUTO CONTROL PANEL				
		Monofase Singlephase 230 V	Trifase Threephase 400 V		Lt		Modello Model	Marca Brand		Modello Model	Cod.	Modello Model	€	
KVA	KW	KVA	KW			cm			€					€
301.01	SIRIO 3000 ABM	3,0	2,7	-	-	76x50x64	3,6	EX17	LINZ	SP10SD	1.205,00	-	-	-
301.02	SIRIO 3000 EBM	3,0	2,7	-	-	76x50x64	3,6	EX17	LINZ	SP10SD	1.803,00	-	-	-
301.02-A	SIRIO 3000 EBM-A	3,0	2,7	-	-	76x50x64	3,6	EX17	LINZ	SP10SD	2.019,00	314.01	Commander 1	814,00
301.03	SIRIO 3500 ABM	3,5	3,1	-	-	76x50x64	3,6	EX21	LINZ	SP10SE	1.411,00	-	-	-
301.04	SIRIO 3500 EBM	3,5	3,1	-	-	76x50x64	3,6	EX21	LINZ	SP10SE	1.906,00	-	-	-
301.04-A	SIRIO 3500 EBM-A	3,5	3,1	-	-	76x50x64	3,6	EX21	LINZ	SP10SE	2.122,00	314.01	Commander 1	814,00
301.05	SIRIO 5000 ABM	4,2	3,8	-	-	76x50x64	6,1	EX27	LINZ	SP10MF	1.634,00	-	-	-
301.06	SIRIO 5000 EBM	4,2	3,8	-	-	76x50x64	6,1	EX27	LINZ	SP10MF	2.196,00	-	-	-
301.06-A	SIRIO 5000 EBM-A	4,2	3,8	-	-	76x50x64	6,1	EX27	LINZ	SP10MF	2.412,00	314.01	Commander 1	814,00
301.11	SIRIO 5000 ABT	3,3	3,0	5,5	4,4	76x50x64	6,1	EX27	LINZ	E1S10MG	2.022,00	-	-	-
301.12	SIRIO 5000 EBT	3,3	3,0	5,5	4,4	76x50x64	6,1	EX27	LINZ	E1S10MG	2.493,00	-	-	-
301.12-A	SIRIO 5000 EBT-A	3,3	3,0	5,5	4,4	76x50x64	6,1	EX27	LINZ	E1S10MG	2.709,00	314.01	Commander 1	814,00
301.07	SIRIO 7000 ABM	7,0	6,3	-	-	76x50x64	7,0	EH41	LINZ	E1C10MI	2.108,00	-	-	-
301.08	SIRIO 7000 EBM	7,0	6,3	-	-	76x50x64	7,0	EH41	LINZ	E1C10MI	2.535,00	-	-	-
301.08-A	SIRIO 7000 EBM-A	7,0	6,3	-	-	76x50x64	7,0	EH41	LINZ	E1C10MI	2.844,00	314.02	Commander 2	927,00
301.09	SIRIO 7000 ABT	2,8	2,5	7,0	5,6	76x50x64	7,0	EH41	LINZ	E1S10MH	2.355,00	-	-	-
301.10	SIRIO 7000 EBT	2,8	2,5	7,0	5,6	76x50x64	7,0	EH41	LINZ	E1S10MH	2.740,00	-	-	-
301.10-A	SIRIO 7000 EBT-A	2,8	2,5	7,0	5,6	76x50x64	7,0	EH41	LINZ	E1S10MH	2.956,00	314.01	Commander 1	814,00

## Serie SIRIO Diesel



COD.	MODELLO MODEL	POTENZA POWER		DIMENSIONI DIMENSIONS		MOTORE ENGINE	ALTERNATORE ALTERNATOR		PREZZO PRICE	QUADRO AUTOMATICO AUTO CONTROL PANEL				
		Monofase Singlephase 230 V	Trifase Threephase 400 V		Lt		Modello Model	Marca Brand		Modello Model	Cod.	Modello Model	€	
KVA	KW	KVA	KW			cm			€					€
302.01	SIRIO 30 R ADM	3,0	2,7	-	-	76x50x64	3	15LD225	LINZ	E1C10SA	2.405,00	-	-	-
302.02	SIRIO 30 R EDM	3,0	2,7	-	-	76x50x64	3	15LD225	LINZ	E1C10SA	2.942,00	-	-	-
302.02-A	SIRIO 30 R EDM-A	3,0	2,7	-	-	76x50x64	3	15LD225	LINZ	E1C10SA	3.059,00	314.01	Commander 1	814,00
302.03	SIRIO 40 R ADM	4,2	3,8	-	-	76x50x64	4,3	15LD350	LINZ	E1C10SF	2.575,00	-	-	-
302.04	SIRIO 40 R EDM	4,2	3,8	-	-	76x50x64	4,3	15LD350	LINZ	E1C10SF	3.114,00	-	-	-
302.04-A	SIRIO 40 R EDM-A	4,2	3,8	-	-	76x50x64	4,3	15LD350	LINZ	E1C10SF	3.227,00	314.01	Commander 1	814,00
302.05	SIRIO 60 R ADM	6,0	5,4	-	-	76x50x64	5	15LD400	LINZ	E1C10SH	2.908,00	-	-	-
302.06	SIRIO 60 R EDM	6,0	5,4	-	-	76x50x64	5	15LD400	LINZ	E1C10SH	3.511,00	-	-	-
302.06-A	SIRIO 60 R EDM-A	6,0	5,4	-	-	76x50x64	5	15LD400	LINZ	E1C10SH	3.628,00	314.01	Commander 1	814,00
302.07	SIRIO 60 R ADT	2,2	2,0	5,5	4,4	76x50x64	5	15LD400	LINZ	E1S10MG	3.212,00	-	-	-
302.08	SIRIO 60 R EDT	2,2	2,0	5,5	4,4	76x50x64	5	15LD400	LINZ	E1S10MG	3.818,00	-	-	-
302.08-A	SIRIO 60 R EDT-A	2,2	2,0	5,5	4,4	76x50x64	5	15LD400	LINZ	E1S10MG	3.935,00	314.01	Commander 1	814,00
302.09	SIRIO 70 R ADM	7,0	6,3	-	-	76x50x64	5	15LD440	LINZ	E1C10MI	3.640,00	-	-	-
302.10	SIRIO 70 R EDM	7,0	6,3	-	-	76x50x64	5	15LD440	LINZ	E1C10MI	3.752,00	-	-	-
302.10-A	SIRIO 70 R EDM-A	7,0	6,3	-	-	76x50x64	5	15LD440	LINZ	E1C10MI	3.865,00	314.02	Commander 2	927,00
302.11	SIRIO 70 R ADT	2,8	2,5	7,0	5,6	76x50x64	5	15LD440	LINZ	E1S10MH	3.810,00	-	-	-
302.12	SIRIO 70 R EDT	2,8	2,5	7,0	5,6	76x50x64	5	15LD440	LINZ	E1S10MH	3.914,00	-	-	-
302.12-A	SIRIO 70 R EDT-A	2,8	2,5	7,0	5,6	76x50x64	5	15LD440	LINZ	E1S10MH	4.027,00	314.01	Commander 1	814,00


### Optional serie SIRIO

COD.	MODELLO / MODEL	€
314.21	KIT TROLLEY	142,00
314.50	KIT SERBATOIO 20 LT. con supporto per fissaggio a muro, completo di rubinetto e 1 mt. di tubo. 20 LT. TANK KIT with wall mounting support, tap and 1 mt. tube.	278,00

## Serie URBAN Benzina / Gasoline




Silenced generator, electric starting. Air cooled, 3000 rpm.

COD.	MODELLO MODEL	POTENZA POWER				DIMENSIONI DIMENSIONS 	Lt	MOTORE ENGINE Modello Model	ALTERNATORE ALTERNATOR		PREZZO PRICE €	QUADRO AUTOMATICO AUTO CONTROL PANEL		
		Monofase Singlephase 230 V		Trifase Threephase 400 V					Cod.	Modello Model		€		
		KVA	KW	KVA	KW								Modello	Marca Brand
305.01 #	URBAN 3000 EBM	3,0	2,8	-	-	88x56x70	3,6	EX17	LINZ	SP10SD	3.178,00	314.01	Commander 1	814,00
305.02 #	URBAN 3500 EBM	3,5	3,2	-	-	88x56x70	3,6	EX21	LINZ	SP10SE	3.229,00	314.01	Commander 1	814,00
305.03 #	URBAN 5000 EBM	4,2	3,8	-	-	88x56x70	6,1	EX27	LINZ	E1C10SF	3.410,00	314.01	Commander 1	814,00

## Serie URBAN Diesel



COD.	MODELLO MODEL	POTENZA POWER				DIMENSIONI DIMENSIONS 	Lt	MOTORE ENGINE Modello Model	ALTERNATORE ALTERNATOR		PREZZO PRICE €	QUADRO AUTOMATICO AUTO CONTROL PANEL		
		Monofase Singlephase 230 V		Trifase Threephase 400 V					Cod.	Modello Model		€		
		KVA	KW	KVA	KW								Modello	Marca Brand
306.01 #	URBAN 50 R EDM	4,2	3,8	-	-	88x56x70	4,3	15LD350	LINZ	E1C10SF	4.410,00	314.01	Commander 1	814,00
306.06 #	URBAN 50 R EDT	1,8	1,6	4,5	3,9	88x56x70	4,3	15LD350	LINZ	E1S10MG	4.705,00	314.01	Commander 1	814,00
306.02 *	URBAN 60 R EDM	6,0	5,4	-	-	122x64x95	20	15LD400	LINZ	E1C10MH	5.439,00	314.01	Commander 1	814,00
306.03 *	URBAN 60 R EDT	2,2	2,0	5,5	4,4	122x64x95	20	15LD400	LINZ	E1S10MG	5.725,00	314.01	Commander 1	814,00
306.04 *	URBAN 70 R EDM	7,0	6,3	-	-	122x64x95	20	15LD440	LINZ	E1C10MI	5.786,00	314.02	Commander 2	927,00
306.05 *	URBAN 70 R EDT	2,8	2,5	7,0	5,6	122x64x95	20	15LD440	LINZ	E1S10MH	5.937,00	314.01	Commander 1	814,00
306.11 *	URBAN 100 R EDM	9,0	8,1	-	-	122x64x95	20	25 LD 330	LINZ	E1C11MB	7.488,00	314.02	Commander 2	927,00
306.12 *	URBAN 100 R EDT	4,0	3,6	9,0	7,2	122x64x95	20	25 LD 330	LINZ	E1S11MA	7.708,00	314.01	Commander 1	814,00
306.13 *	URBAN 120 R EDM	10,0	9,0	-	-	122x64x95	20	25 LD 425	LINZ	E1C11MC	7.745,00	314.03	Commander 3	1.028,00
306.14 *	URBAN 120 R EDT	4,8	4,3	11,0	8,8	122x64x95	20	25 LD 425	LINZ	E1S11MAS	7.945,00	314.01	Commander 1	814,00
306.07 *	URBAN 150 R EDM	13,5	12,1	-	-	122x64x95	20	25LD477	LINZ	E1C13MD	8.910,00	314.03	Commander 3	1.028,00
306.15 *	URBAN 150 R EDT	6,4	5,7	14,0	11,2	122x64x95	20	25LD477	LINZ	E1S13MSC/2	8.849,00	314.03	Commander 3	1.028,00
306.08	URBAN 150 R EDT MAX	6,4	5,7	14,0	11,2	160x75x120	50	25LD477	LINZ	E1S13MSC/2	10.279,00	314.03	Commander 3	1.028,00


### Optional serie URBAN Diesel

COD.	MODELLO / MODEL	€
314.22	KIT TRAINO	392,00
314.51	KIT 30PSG - PROLUNGA 4 mt. GAS DI SCARICO Ø 30 / 4 mt. exhaust pipe extension Ø 30	84,00
314.52	KIT 40PSG - PROLUNGA 4 mt. GAS DI SCARICO Ø 40 / 4 mt. exhaust pipe extension Ø 40	103,00
314.58	KIT GALLEGGIANTE SU SERBATOIO (solo per i codici con *) / FLOAT SWITCH FOR TANK (only for the codes with *)	49,00
314.63	KIT 4 RUOTE (solo per i codici con #) / 4 WHEELS (only for the codes with #)	259,00
314.60	KIT CONVOGLIATORI IP43 (solo per i codici con *) / CONVEYORS KIT (only for the codes with *)	260,00

## Serie NEW OPEN Diesel



Single phase and three phase generator on open frame, diesel LOMBARDINI engine, electric starting. Air cooled, 3000 rpm.

COD.	MODELLO MODEL	POTENZA POWER				DIMENSIONI DIMENSIONS 	Lt	MOTORE ENGINE Modello Model	ALTERNATORE ALTERNATOR		PREZZO PRICE €	QUADRO AUTOMATICO AUTO CONTROL PANEL		
		Monofase Singlephase 230 V		Trifase Threephase 400 V					Cod.	Modello Model		€		
		KVA	KW	KVA	KW								Modello	Marca Brand
303.01	OPEN 100 R EDM	9	8,1	-	-	105x60x75	30	25LD330	LINZ	E1C11MB	6.030,00	314.02	Commander 2	927,00
303.02	OPEN 100 R EDT	4	3,6	9	7,2	105x60x75	30	25LD330	LINZ	E1S11MAS	6.230,00	314.01	Commander 1	814,00
303.03	OPEN 120 R EDM	10	9,0	-	-	105x60x75	30	25LD425	LINZ	E1C11MC	6.280,00	314.02	Commander 2	927,00
303.04	OPEN 120 R EDT	4,8	4,3	11	8,8	105x60x75	30	25LD425	LINZ	E1S11MAS	6.458,00	314.01	Commander 1	814,00
303.07	OPEN 150 R EDM	13,5	13,1	-	-	105x60x75	30	25LD477	LINZ	E1C13MD	7.230,00	314.04	Commander 4	1.194,00
303.05	OPEN 150 R EDT	6,4	5,7	14	11,2	105x60x80	30	25LD477	LINZ	E1S13SC/2	7.365,00	314.03	Commander 3	1.028,00
303.06	OPEN 200 R EDT	8,0	7,2	20	16	115x65x90	30	9LD626	LINZ	E1S13MD/2	9.130,00	314.03	Commander 3	1.028,00

COD.	OPTIONAL SERIE NEW OPEN	€
314.22	KIT TRAINO	392,00



## Serie ARGO LP



LISTER PETTER

Gruppo elettrogeno silenziato, diesel, motore LISTER PETTER, avviamento elettrico manuale con chiave predisposto per il collegamento del quadro di commutazione per avviamento automatico. Raffreddamento ad acqua, 3000 giri/min.

*Silenced generator, diesel LISTER PETTER engine, manual electric starting with key adjusted for the connection of the changeover panel. Water cooled, 3000 rpm.*

COD.	MODELLO MODEL	POTENZA POWER				DIMENSIONI DIMENSIONS 	 Lt	MOTORE ENGINE Modello Model	ALTERNATORE ALTERNATOR		PREZZO PRICE €	QUADRO AUTOMATICO AUTO CONTROL PANEL		
		Trifase Threephase 400 V		Monofase Singlephase 230 V					Marca Brand	Modello Model		Cod.	Modello Model	€
327.16	ARGO 16 LP	16,5	13,2	6,6	5,9	160x75x120	50	ALPHA LPW2 27-01	LINZ	E1S13SC/2	10.195,00	314.03	Commander 3	1.028,00
327.17	ARGO 20 LP	22	17,6	8,8	7,9	160x75x120	50	ALPHA LPW3 27-01	LINZ	E1S13SD/2	12.300,00	314.03	Commander 3	1.028,00

### Optional serie ARGO Lister Petter

COD.	MODELLO / MODEL	€
314.23	KIT TRAINO ARGO / MISTRAL 10/40 (da ordinare contestualmente al gruppo elettrogeno / to be ordered with the generator)	1.020,00
314.55	KIT SCALDIGLIA A CONTATTO 230V 350W / CONTACT HEATER 230V 350W	360,00



## Serie ARGO DW



LOMBARDINI

Gruppo elettrogeno silenziato, diesel, motore LOMBARDINI, avviamento elettrico manuale con chiave e quadro di comando e protezione interno gruppo (versione **MAN**). Versione ARGO ... **DW -A** predisposta per il collegamento del quadro di avviamento automatico. Raffreddamento ad acqua, 3000 giri/min.

*Silenced generator, diesel LOMBARDINI engine, manual electric starting with key and control and protection panel inside the generator (MAN version). Version ARGO ... DW -A adjusted for the connection of the automatic panel. Water cooled, 3000 rpm.*

COD.	MODELLO MODEL	POTENZA POWER				DIMENSIONI DIMENSIONS 	 Lt	MOTORE ENGINE Modello Model	ALTERNATORE ALTERNATOR		PREZZO PRICE €	QUADRO AUTOMATICO AUTO CONTROL PANEL		
		Trifase Threephase 400 V		Monofase Singlephase 230 V					Marca Brand	Modello Model		Cod.	Modello Model	€
327.10	ARGO 10 DW MONO	-	-	10	9	160x75x120	50	LDW 702	LINZ	E1C11MB	10.640,00	314.03	Commander 3	1.028,00
327.11	ARGO 10 DW	11	8,8	4,4	3,9	160x75x120	50	LDW 702	LINZ	E1C11MA	10.764,00	314.01	Commander 1	814,00
327.12	ARGO 16 DW	16,5	13,2	6,6	5,9	160x75x120	50	LDW 1003	LINZ	E1S13SC/2	11.845,00	314.03	Commander 3	1.028,00
307.13	ARGO 20 DW MAN	22	17,6	8,8	7,9	200x90x130	70	LDW 1404	LINZ	E1S13SD/2	13.130,00	-	-	-
327.13	ARGO 20 DW -A	22	17,6	8,8	7,9	200x90x130	70	LDW 1404	LINZ	E1S13SD/2	12.566,00	314.03	Commander 3	1.028,00
307.14	ARGO 25 DW MAN	27,5	22	11	9,9	200x90x130	70	LDW 1603	LINZ	E1S13SD/2	13.310,00	-	-	-
327.14	ARGO 25 DW -A	27,5	22	11	9,9	200x90x130	70	LDW 1603	LINZ	E1S13SD/2	12.770,00	314.03	Commander 3	1.028,00

### Optional serie ARGO DW


COD.	MODELLO / MODEL	€
314.23	KIT TRAINO ARGO / MISTRAL 10/40 (da ordinare contestualmente al gruppo elettrogeno / to be ordered with the generator)	1.020,00
314.55	KIT SCALDIGLIA A CONTATTO 230V 350W / CONTACT HEATER 230V 350W	360,00

## Serie ARGO BASE LP



LISTER PETTER

Open generator, diesel LISTER PETTER engine, manual electric starting with key adjusted for the connection of the changeover panel.  
Water cooled, 3000 rpm.

COD.	MODELLO MODEL	POTENZA POWER				DIMENSIONI DIMENSIONS 	Lt	MOTORE ENGINE  Modello Model	ALTERNATORE ALTERNATOR		PREZZO PRICE  €	QUADRO AUTOMATICO AUTO CONTROL PANEL		
		Trifase Threephase 400 V		Monofase Singlephase 230 V					Marca Brand	Modello Model		Cod.	Modello Model	€
		KVA	KW	KVA	KW	cm								
327.26	ARGO BASE 16 LP	16,5	13,2	6,6	5,9	160x75x105	50	ALPHA LPW2 27-01	LINZ	E1S13SC/2	8.740,00	314.03	Commander 3	1.028,00
327.27	ARGO BASE 20 LP	22	17,6	8,8	7,9	160x75x105	50	ALPHA LPW3 27-01	LINZ	E1S13SD/2	11.040,00	314.03	Commander 3	1.028,00

### Optional serie ARGO BASE Lister Petter


COD.	MODELLO / MODEL	€
314.23	KIT TRAINO ARGO / MISTRAL 10/40 (da ordinare contestualmente al gruppo elettrogeno / to be ordered with the generator)	1.020,00
314.55	KIT SCALDIGLIA A CONTATTO 230V 350W / CONTACT HEATER 230V 350W	360,00

## Serie ARGO BASE DW



LOMBARDINI

Open generator, diesel LOMBARDINI engine, manual electric starting with key and protection panel inside the generator (MAN version).  
Version ARGO BASE ... DW -A adjusted for the connection of the automatic panel.  
Water cooled, 3000 rpm.

COD.	MODELLO MODEL	POTENZA POWER				DIMENSIONI DIMENSIONS 	Lt	MOTORE ENGINE  Modello Model	ALTERNATORE ALTERNATOR		PREZZO PRICE  €	QUADRO AUTOMATICO AUTO CONTROL PANEL		
		Trifase Threephase 400 V		Monofase Singlephase 230 V					Marca Brand	Modello Model		Cod.	Modello Model	€
		KVA	KW	KVA	KW	cm								
327.20	ARGO BASE 10 DW MONO	-	-	10	9	160x75x120	50	LDW 702	LINZ	E1C11MB	8.652,00	314.03	Commander 3	1.028,00
327.21	ARGO BASE 10 DW	11	8,8	4,4	3,9	160x75x120	50	LDW 702	LINZ	E1C11MA	8.806,00	314.01	Commander 1	814,00
327.22	ARGO BASE 16 DW	16,5	13,2	6,6	5,9	160x75x120	50	LDW 1003	LINZ	E1S135C/2	10.197,00	314.03	Commander 3	1.028,00
307.23	ARGO BASE 20 DW MAN	22	17,6	8,8	7,9	200x90x130	70	LDW 1404	LINZ	E1S135D/2	11.176,00	-	-	-
327.23	ARGO BASE 20 DW -A	22	17,6	8,8	7,9	200x90x130	70	LDW 1404	LINZ	E1S135D/2	10.866,00	314.03	Commander 3	1.028,00
307.24	ARGO BASE 25 DW MAN	27,5	22	11	9,9	200x90x130	70	LDW 1603	LINZ	E1S135D/2	11.485,00	-	-	-
327.24	ARGO BASE 25 DW -A	27,5	22	11	9,9	200x90x130	70	LDW 1603	LINZ	E1S135D/2	11.175,00	314.03	Commander 3	1.028,00

### Optional serie ARGO BASE DW

COD.	MODELLO / MODEL	€
314.23	KIT TRAINO ARGO / MISTRAL 10/40 (da ordinare contestualmente al gruppo elettrogeno / to be ordered with the generator)	1.020,00
314.55	KIT SCALDIGLIA A CONTATTO 230V 350W / CONTACT HEATER 230V 350W	360,00

## Serie MISTRAL i -MAN

1500 RPM - Diesel  
(Iveco 25 - 400 KVA)



Super silenced generator, diesel IVECO engine, manual electric starting with key and control and protection panel inside the generator (MAN version).  
Version MISTRAL ... I -A adjusted for the connection of the automatic panel, which can be with or without changeover.  
Water cooled, 1500 rpm.

COD.	MODELLO MODEL	POTENZA POWER				DIMENSIONI DIMENSIONS			CONS. 75%	MOTORE ENGINE	ALTERNATORE ALTERNATOR		PREZZO PRICE
		PRP		LTP		B x P x H	Lt	L/h			Marca Brand	Modello Model	
		KVA	KW	KVA	KW				cm				
338.01	MISTRAL 25 i MAN	25	20	28	22,0	200x90x130	70	5,0	8035E15	LINZ	PRO18S B/4	15.130,00	
338.02	MISTRAL 30 i MAN	30	24	33	26,4	200x90x130	70	5,2	8035E15	LINZ	PRO18S C/4	15.295,00	
338.03	MISTRAL 40 i MAN	40	32	44	35,2	200x90x130	70	5,9	F32SM1D	LINZ	PRO18M E/4	16.789,00	
338.04	MISTRAL 60 i MAN	60	48	66	52,8	250x105x160	130	7	NEFN45SM1A	LINZ	PRO18L G/4	20.652,00	
338.05	MISTRAL 85 i MAN	85	68	94	75,2	250x105x160	130	11	NEFN45TM1A	LINZ	PRO22S C/4	24.310,00	
338.06	MISTRAL 100 i MAN	100	80	110	88	250x105x160	130	14	NEFN45TM2A	LINZ	PRO22S D/4	26.276,00	
338.07	MISTRAL 125 i MAN	125	100	138	110,4	350x130x200	130	19	NEFN67SM1	LINZ	PRO22M E/4	33.393,00	
338.15	MISTRAL 130 i MAN	130	104	143	114,4	350x130x200	130	22,5	NEFN67TM2A	LINZ	PRO22M E/4	34.190,00	
338.08	MISTRAL 160 i MAN	160	128	176	140,8	350x130x200	130	27	NEFN67TM3A	LINZ	PRO22M F/4	37.595,00	
338.09	MISTRAL 200 i MAN	200	160	220	176	350x130x200	130	30	NEFN67TE2A	LINZ	PRO28S C/4	45.269,00	
338.10	MISTRAL 250 i MAN	250	200	275	220	350x130x200	130	35	CURSOR 87TE1D	LINZ	PRO28S D/4	54.796,00	
338.11	MISTRAL 275 i MAN	275	220	300	240	450x130x250	130	36	CURSOR 87TE1D	LINZ	PRO28M E/4	57.000,00	
338.12	MISTRAL 300 i MAN	300	240	330	264	450x130x250	130	46	CURSOR 10TE1D	LINZ	PRO28M E/4	63.100,00	
338.13	MISTRAL 350 i MAN	350	280	385	308	550x150x270	130	51	CURSOR 13TE2S	LINZ	PRO28M F/4	73.000,00	
338.14	MISTRAL 400 i MAN	400	320	440	352	550x150x270	130	56	CURSOR 13TE3S	LINZ	PRO35S A/4	84.900,00	

## Serie MISTRAL i -A

COD.	MODELLO MODEL	POTENZA POWER				DIMENSIONI DIMENSIONS			CONS. 75%	MOTORE ENGINE	ALTERNATORE ALTERNATOR		PREZZO PRICE	ATS			AMF		
		PRP		LTP		B x P x H	Lt	L/h			Marca Brand	Modello Model		Cod.	Mod.	€	Cod.	Mod.	€
		KVA	KW	KVA	KW				cm										
348.01	MISTRAL 25 i -A	25	20	28	22,0	200x90x130	70	5,0	8035E15	LINZ	PRO18S B/4	14.595,00	314.03	C 3	1.028,00	-	-	-	
348.02	MISTRAL 30 i -A	30	24	33	26,4	200x90x130	70	5,2	8035E15	LINZ	PRO18S C/4	14.759,00	314.04	C 4	1.195,00	-	-	-	
348.03	MISTRAL 40 i -A	40	32	44	35,2	200x90x130	70	5,9	F32SM1D	LINZ	PRO18M E/4	16.625,00	314.05	C 5	1.277,00	-	-	-	
348.04	MISTRAL 60 i -A	60	48	66	52,8	250x105x160	130	7	NEFN45SM1A	LINZ	PRO18L G/4	20.589,00	315.03	G 3	2.050,00	315.23	GB 3	1.332,00	
348.05	MISTRAL 85 i -A	85	68	94	75,2	250x105x160	130	11	NEFN45TM1A	LINZ	PRO22S C/4	24.470,00	315.05	G 5	2.200,00	315.25	GB 5	1.332,00	
348.06	MISTRAL 100 i -A	100	80	110	88	250x105x160	130	14	NEFN45TM2A	LINZ	PRO22S D/4	26.255,00	315.06	G 6	2.450,00	315.26	GB 6	1.500,00	
348.07	MISTRAL 125 i -A	125	100	138	110,4	350x130x200	130	19	NEFN67SM1	LINZ	PRO22M E/4	33.166,00	315.07	G 7	2.990,00	315.27	GB 7	2.000,00	
348.15	MISTRAL 130 i -A	130	104	143	114,4	350x130x200	130	22,5	NEFN67TM2A	LINZ	PRO22M E/4	33.629,00	315.07	G 7	2.990,00	315.27	GB 7	2.000,00	
348.08	MISTRAL 160 i -A	160	128	176	140,8	350x130x200	130	27	NEFN67TM3A	LINZ	PRO22M F/4	37.286,00	315.07	G 7	2.990,00	315.27	GB 7	2.000,00	
348.09	MISTRAL 200 i -A	200	160	220	176	350x130x200	130	30	NEFN67TE2A	LINZ	PRO28S C/4	44.700,00	315.09	G 9	3.240,00	315.29	GB 9	2.280,00	
348.10	MISTRAL 250 i -A	250	200	275	220	350x130x200	130	35	CURSOR 87TE1D	LINZ	PRO28S D/4	54.229,00	315.10	G 10	3.240,00	315.30	GB 10	2.280,00	
348.11	MISTRAL 275 i -A	275	220	300	240	450x130x250	130	36	CURSOR 87TE1D	LINZ	PRO28M E/4	56.800,00	315.12	G 12	3.850,00	315.32	GB 12	2.800,00	
348.12	MISTRAL 300 i -A	300	240	330	264	450x130x250	130	46	CURSOR 10TE1D	LINZ	PRO28M E/4	62.900,00	315.12	G 12	3.850,00	315.32	GB 12	2.800,00	
348.13	MISTRAL 350 i -A	350	280	385	308	550x150x270	130	51	CURSOR 13TE2S	LINZ	PRO28M F/4	72.800,00	315.13	G 13	4.480,00	315.33	GB 13	3.360,00	
348.14	MISTRAL 400 i -A	400	320	440	352	550x150x270	130	56	CURSOR 13TE3S	LINZ	PRO35S A/4	84.700,00	315.13	G 13	4.480,00	315.33	GB 13	3.360,00	

### Optional serie MISTRAL

COD.	MODELLO / MODEL	€
314.23	KIT TRAINO ARGO/MISTRAL 10/40 (da ordinare contestualmente al gruppo / to be ordered with the generator)	1.020,00
314.24	KIT TRAINO ARGO / MISTRAL 60/100 (da ordinare contestualmente al gruppo / to be ordered with the generator)	1.430,00
314.57	KIT SCALDIGLIA (PRERISCALDO MOTORE) / KIT ENGINE HEATER	443,00
314.61	GANCIO DI SOLLEVAMENTO 20-40 KVA / LIFTING HOOK 20-40 KVA	260,00
314.62	GANCIO DI SOLLEVAMENTO 60-100 KVA / LIFTING HOOK 60-100 KVA	330,00
370.45	SISTEMA DI PRECARICO CARBURANTE (composto da lettropompa, pompa manuale, galleggiante multilivello) / FUEL LOADING KIT (including electric pumps, manual pump, multilevel float switch)	927,00

## Serie MISTRAL JD -MAN

### 1500 RPM- DIESEL

#### (John Deere 30-250 KVA)



Super silenced generator, diesel JOHN DEERE engine, manual electric starting with key and control and protection panel inside the generator (MAN version).  
Version MISTRAL ... JD -A adjusted for the connection of the automatic panel, which can be with or without changeover.  
Water cooled, 1500 rpm.

COD.	MODELLO MODEL	POTENZA POWER				DIMENSIONI DIMENSIONS	CONSUMO 75%	MOTORE ENGINE	ALTERNATORE ALTERNATOR		PREZZO PRICE	
		PRP		LTP					Marca Brand	Modello Model		
		KVA	KW	KVA	KW	cm	Lt	L/h			€	
309.30	MISTRAL 30 JD MAN	30	24	33	26,4	200x90x130	70	5,2	3029 DF 128	LINZ	PRO18SC/4	15.930,00
309.31	MISTRAL 40 JD MAN	45	36	44	35,2	200x90x130	70	7	3029 TF 158	LINZ	PRO18ME/4	17.665,00
309.33	MISTRAL 60 JD MAN	60	48	66	52,8	250x101x160	130	10,4	4045 TF U70	LINZ	PRO22SB/4	23.329,00
309.35	MISTRAL 80 JD MAN	80	64	88	70,4	250x101x160	130	14	4045 TF 258	LINZ	PRO22SC/4	25.544,00
309.36	MISTRAL 100 JD MAN	100	80	110	88	250x101x160	130	16,5	4045 HF 158	LINZ	PRO22SD/4	28.170,00
309.37	MISTRAL 125 JD MAN	125	96	137	109,6	350x130x200	130	20,5	6068 TF 258	LINZ	PRO22ME/4	34.454,00
309.38	MISTRAL 160 JD MAN	165	132	180	144	350x130x200	130	31,3	6068 HF 158	LINZ	PRO22MF/4	39.245,00
309.39	MISTRAL 180 JD MAN	180	144	198	158,4	350x130x200	130	31,3	6068 HF 258	LINZ	PRO28SB/4	44.080,00
309.40	MISTRAL 220 JD MAN	220	176	240	192	350x130x200	130	40,6	6081 HF 001	LINZ	PRO28SC/4	47.070,00
309.41	MISTRAL 250 JD MAN	250	200	275	220	350x130x200	130	40,6	6081 HF 001	LINZ	PRO28SD/4	54.579,00

## Serie MISTRAL JD -A

COD.	MODELLO MODEL	POTENZA POWER				DIMENSIONI DIMENSIONS	CONSUMO 75%	MOTORE ENGINE	ALTERNATORE ALTERNATOR		PREZZO PRICE	ATS			AMF			
		PRP		LTP					Marca Brand	Modello Model		Cod.	Modello Model	€	Cod.	Modello Model	€	
		KVA	KW	KVA	KW	cm	Lt	L/h			€			€			€	
329.30	MISTRAL 30 JD -A	30	24	33	26,4	200x90x130	70	5,2	3029 DF 128	LINZ	PRO18SC/4	15.399,00	314.04	C 4	1.195,00	-	-	-
329.31	MISTRAL 40 JD -A	45	36	44	35,2	200x90x130	70	7	3029 TF 158	LINZ	PRO18ME/4	17.149,00	314.05	C 5	1.277,00	-	-	-
329.33	MISTRAL 60 JD -A	60	48	66	52,8	250x101x160	130	10,4	4045 TF U70	LINZ	PRO22SB/4	22.815,00	315.03	G 3	2.050,00	315.23	GB 3	1.332,00
329.35	MISTRAL 80 JD -A	80	64	88	70,4	250x101x160	130	14	4045 TF 258	LINZ	PRO22SC/4	25.130,00	315.05	G 5	2.200,00	315.25	GB 5	1.332,00
329.36	MISTRAL 100 JD -A	100	80	110	88	250x101x160	130	16,5	4045 HF 158	LINZ	PRO22SD/4	27.600,00	315.06	G 6	2.450,00	315.26	GB 6	1.500,00
329.37	MISTRAL 125 JD -A	125	96	137	109,6	350x130x200	130	20,5	6068 TF 258	LINZ	PRO22ME/4	34.196,00	315.07	G 7	2.990,00	315.27	GB 7	2.000,00
329.38	MISTRAL 160 JD -A	165	132	180	144	350x130x200	130	31,3	6068 HF 158	LINZ	PRO22MF/4	38.986,00	315.08	G 8	2.990,00	315.28	GB 8	2.000,00
329.39	MISTRAL 180 JD -A	180	144	198	158,4	350x130x200	130	31,3	6068 HF 258	LINZ	PRO28SB/4	43.518,00	315.09	G 9	3.240,00	315.29	GB 9	2.280,00
329.40	MISTRAL 220 JD -A	220	176	240	192	350x130x200	130	40,6	6081 HF 001	LINZ	PRO28SC/4	46.855,00	315.10	G 10	3.240,00	315.30	GB 10	2.280,00
329.41	MISTRAL 250 JD -A	250	200	275	220	350x130x200	130	40,6	6081 HF 001	LINZ	PRO28SD/4	54.024,00	315.10	G 10	3.240,00	315.30	GB 10	2.280,00

### Optional serie MISTRAL


COD.	MODELLO / MODEL	€
314.23	KIT TRAINO ARGO/MISTRAL 10/40 (da ordinare contestualmente al gruppo / to be ordered with the generator)	1.020,00
314.24	KIT TRAINO ARGO / MISTRAL 60/100 (da ordinare contestualmente al gruppo / to be ordered with the generator)	1.430,00
314.57	KIT SCALDIGLIA (PRERISCALDO MOTORE) / KIT ENGINE HEATER	443,00
314.61	GANCIO DI SOLLEVAMENTO 20-40 KVA / LIFTING HOOK 20-40 KVA	260,00
314.62	GANCIO DI SOLLEVAMENTO 60-100 KVA / LIFTING HOOK 60-100 KVA	330,00
370.45	SISTEMA DI PRECARICO CARBURANTE (composto da lettropompa, pompa manuale, galleggiante multilivello) FUEL LOADING KIT (including electric pumps, manual pump, multilevel float switch)	927,00

## Serie MISTRAL P -MAN


### 1500 RPM- DIESEL (Perkins 10-500KVA)




 Perkins



Super silenced generator, diesel PERKINS engine, manual electric starting with key and control and protection panel inside the generator (MAN version).  
Version MISTRAL ... P -A adjusted for the connection of the automatic panel, which can be with or without changeover.  
Water cooled, 1500 rpm.

COD.	MODELLO MODEL	POTENZA POWER		DIMENSIONI DIMENSIONS			CONC. 75%	MOTORE ENGINE	ALTERNATORE ALTERNATOR		PREZZO PRICE	
		PRP	LTP	Marca Brand	Modello Model							
		KVA	KW	KVA	KW	cm	Lt	L/h			€	
312.03	MISTRAL 20 P MAN	20	16	22	17,6	200x90x130	70	4	404C22G	LINZ	E1S13MF/4	15.100,00
312.04	MISTRAL 30 P MAN	30	24	33	26,4	200x90x130	70	5,4	1103A33G	LINZ	PRO18SC/4	17.490,00
312.05	MISTRAL 45 P MAN	45	36	46	36,8	200x90x130	70	9,9	1103A33TG1	LINZ	PRO18LF/4	19.415,00
312.06	MISTRAL 60 P MAN	60	48	66	52,8	250x105x160	130	10,4	1103A33TG2	LINZ	PRO22SB/4	23.484,00
312.07	MISTRAL 80 P MAN	80	64	88	70,4	250x105x160	130	14	1104A44TG2	LINZ	PRO22SC/4	24.875,00
312.08	MISTRAL 100 P MAN	100	80	110	88	250x105x160	130	17,1	1104C44TAG2	LINZ	PRO22SD/4	27.700,00
312.09	MISTRAL 135 P MAN	136	108,8	149,6	119,6	350x130x200	130	24,1	1006TAG	LINZ	PRO22ME/4	38.059,00
312.10	MISTRAL 150 P MAN	150	120	166	132,8	350x130x200	130	31	1006TAG2	LINZ	PRO22MF/4	40.070,00
312.11	MISTRAL 210 P MAN	208	166,4	229	183,2	350x130x200	130	35	1306 E87TAG3	LINZ	PRO28SC/4	53.045,00
312.12	MISTRAL 250 P MAN	250	200	275	220	350x130x200	130	42	1306 E87TAG6	LINZ	PRO28SD/4	58.689,00
312.13	MISTRAL 350 P MAN	350	280	385	308	540x170x290	130	80	2306CE14TAG2	LINZ	PRO28MF/4	77.800,00
312.14	MISTRAL 400 P MAN	400	320	440	352	540x170x290	130	91	2306CE14TAG3	LINZ	PRO35SA/4	83.300,00
312.15	MISTRAL 450 P MAN	450	360	495	396	540x170x290	130	107	2506CE15TAG1	LINZ	PRO35SB/4	102.000,00
312.16	MISTRAL 500 P MAN	500	400	550	440	560x170x290	130	114,5	2506CE15TAG2	LINZ	PRO35SC/4	107.600,00

## Serie MISTRAL P -A

COD.	MODELLO MODEL	POTENZA POWER		DIMENSIONI DIMENSIONS			CONC. 75%	MOTORE ENGINE	ALTERNATORE ALTERNATOR		PREZZO PRICE	ATS		AMF				
		PRP	LTP	Marca Brand	Modello Model				Cod.	Mod.		Cod.	Mod.					
		KVA	KW	KVA	KW	cm	Lt	L/h			€	€	€	€				
322.01	MISTRAL 10 P	10	8	11	8,8	200x90x130	70	2	403C11G	LINZ	E1S13SB/4	12.494,00	314.01	C 1	814,00	-	-	-
322.02	MISTRAL 15 P	15	12	16,5	13,2	200x90x130	70	2,8	403C15G	LINZ	E1S13ME/4	13.070,00	314.02	C 2	927,00	-	-	-
322.03	MISTRAL 20 P -A	20	16	22	17,6	200x90x130	70	4	404C22G	LINZ	E1S13MF/4	14.688,00	314.03	C 3	1.028,00	-	-	-
322.04	MISTRAL 30 P -A	30	24	33	26,4	200x90x130	70	5,4	1103A33G	LINZ	PRO18SC/4	17.088,00	314.04	C 4	1.195,00	-	-	-
322.05	MISTRAL 45 P -A	45	36	49,5	39,6	200x90x130	70	9,9	1103A33TG1	LINZ	PRO18LF/4	19.000,00	314.05	C 5	1.277,00	-	-	-
322.06	MISTRAL 60 P -A	60	48	66	52,8	250x105x160	130	10,4	1103A33TG2	LINZ	PRO22SB/4	23.175,00	315.03	G 3	2.050,00	315.23	GB 3	1.332,00
322.07	MISTRAL 80 P -A	80	64	88	70,4	250x105x160	130	14	1104A44TG2	LINZ	PRO22SC/4	25.008,00	315.05	G 5	2.200,00	315.25	GB 5	1.332,00
322.08	MISTRAL 100 P -A	100	80	110	88	250x105x160	130	17,1	1104C44TAG2	LINZ	PRO22SD/4	27.758,00	315.06	G 6	2.450,00	315.26	GB 6	1.500,00
322.09	MISTRAL 135 P -A	136	108,8	149,6	119,6	350x130x200	130	24,1	1006TAG	LINZ	PRO22ME/4	37.900,00	315.07	G 7	2.990,00	315.27	GB 7	2.000,00
322.10	MISTRAL 150 P -A	150	120	166	132,8	350x130x200	130	31	1006TAG2	LINZ	PRO22MF/4	39.860,00	315.07	G 7	2.990,00	315.27	GB 7	2.000,00
322.11	MISTRAL 210 P -A	208	166,4	229	183,2	350x130x200	130	35	1306 E87TAG3	LINZ	PRO28SC/4	52.839,00	315.09	G 9	3.240,00	315.29	GB 9	2.280,00
322.12	MISTRAL 250 P -A	250	200	275	220	350x130x200	130	42	1306 E87TAG6	LINZ	PRO28SD/4	58.500,00	315.10	G 10	3.240,00	315.30	GB 10	2.280,00
322.13	MISTRAL 350 P -A	350	280	385	308	540x170x290	130	80	2306CE14TAG2	LINZ	PRO28MF/4	77.600,00	315.12	G 12	3.850,00	315.32	GB 12	2.800,00
322.14	MISTRAL 400 P -A	400	320	440	352	540x170x290	130	91	2306CE14TAG3	LINZ	PRO35SA/4	83.100,00	315.12	G 12	3.850,00	315.32	GB 12	2.800,00
322.15	MISTRAL 450 P -A	450	360	495	396	540x170x290	130	107	2506CE15TAG1	LINZ	PRO35SB/4	101.800,00	315.13	G 13	4.480,00	315.33	GB 13	3.360,00
322.16	MISTRAL 500 P -A	500	400	550	440	560x170x290	130	114,5	2506CE15TAG2	LINZ	PRO35SC/4	107.400,00	315.13	G 13	4.480,00	315.33	GB 13	3.360,00

### Optional serie MISTRAL

COD.	MODELLO / MODEL	€
314.23	KIT TRAINO ARGO/MISTRAL 10/40 (da ordinare contestualmente al gruppo / to be ordered with the generator)	1.020,00
314.24	KIT TRAINO ARGO / MISTRAL 60/100 (da ordinare contestualmente al gruppo / to be ordered with the generator)	1.430,00
314.57	KIT SCALDIGLIA (PRERISCALDO MOTORE) / KIT ENGINE HEATER	443,00
314.61	GANCIO DI SOLLEVAMENTO 20-40 KVA / LIFTING HOOK 20-40 KVA	260,00
314.62	GANCIO DI SOLLEVAMENTO 60-100 KVA / LIFTING HOOK 60-100 KVA	330,00
370.45	SISTEMA DI PRECARICO CARBURANTE (composto da lettropompa, pompa manuale, galleggiante multilivello) FUEL LOADING KIT (including electric pumps, manual pump, multilevel float switch)	927,00

## Serie MISTRAL V -MAN

### 1500 RPM- DIESEL

(Volvo 85 - 460 KVA)



**VOLVO**  
**PENTA**

Super silenced generator, diesel VOLVO engine, manual electric starting with key and control and protection panel inside the generator (MAN version).  
Version MISTRAL ... V -A adjusted for the connection of the automatic panel, which can be with or without changeover. Water cooled, 1500 rpm.

COD.	MODELLO MODEL	POTENZA POWER				DIMENSIONI DIMENSIONS	CONSUMO 75%	MOTORE ENGINE	ALTERNATORE ALTERNATOR		PREZZO PRICE	
		PRP		LTP					Marca Brand	Modello Model		
		KVA	KW	KVA	KW	cm	Lt	L/h			€	
338.20	MISTRAL 85 V MAN	85	68	94	74	250x105x160	130	11	TAD530GE	LINZ	PRO22SC/4	31.560,00
338.21	MISTRAL 100 V MAN	100	80	109	87	250x105x160	130	14	TAD531GE	LINZ	PRO22SD/4	32.000,00
338.22	MISTRAL 130 V MAN	130	104	142	114	350x130x200	130	20	TAD532GE	LINZ	PRO22ME/4	37.250,00
338.23	MISTRAL 150 V MAN	150	120	167	134	350x130x200	130	22	TAD731GE	LINZ	PRO22MF/4	42.900,00
338.24	MISTRAL 180 V MAN	180	144	205	164	350x130x200	130	27	TAD732GE	LINZ	PRO28SB/4	50.900,00
338.25	MISTRAL 200 V MAN	200	160	226	181	350x130x200	130	32	TAD733GE	LINZ	PRO28SC/4	53.800,00
338.26	MISTRAL 250 V MAN	250	200	275	220	350x140x270	130	36	TAD734GE	LINZ	PRO82SD/4	58.600,00
338.27	MISTRAL 277 V MAN	277	222	305	244	490x140x270	130	39	TAD940GE	LINZ	PRO28ME/4	69.500,00
338.28	MISTRAL 325 V MAN	325	260	358	286	490x140x270	130	46	TAD941GE	LINZ	PRO28MF/4	70.400,00
338.29	MISTRAL 350 V MAN	350	280	385	308	490x140x270	130	49	TAD1240GE	LINZ	PRO28MF/4	80.400,00
338.30	MISTRAL 375 V MAN	375	300	412	330	540x170x290	130	53	TAD1241GE	LINZ	PRO35SA/4	81.720,00
338.31	MISTRAL 400 V MAN	400	320	450	360	540x170x290	130	58	TAD1242GE	LINZ	PRO35SA/4	89.200,00
338.32	MISTRAL 461 V MAN	461	368	506	405	540x170x290	130	64	TAD1640GE	LINZ	PRO35SB/4	103.100,00

## Serie MISTRAL V -A

COD.	MODELLO MODEL	POTENZA POWER				DIMENSIONI DIMENSIONS	CONSUMO 75%	MOTORE ENGINE	ALTERNATORE ALTERNATOR		PREZZO PRICE	ATS			AMF			
		PRP		LTP					Marca Brand	Modello Model		Cod.	Modello Model	Cod.	Modello Model			
		KVA	KW	KVA	KW	cm	Lt	L/h			€			€			€	
322.20	MISTRAL 85 V -A	85	68	94	74	250x105x160	130	11	TAD530GE	LINZ	PRO22SC/4	31.360,00	315.05	G 5	2.200,00	315.25	GB 5	1.332,00
322.21	MISTRAL 100 V -A	100	80	109	87	250x105x160	130	14	TAD531GE	LINZ	PRO22SD/4	31.800,00	315.06	G 6	2.450,00	315.26	GB 6	1.500,00
322.22	MISTRAL 130 V -A	130	104	142	114	350x130x200	130	20	TAD532GE	LINZ	PRO22ME/4	37.050,00	315.07	G 7	2.990,00	315.27	GB 7	2.000,00
322.23	MISTRAL 150 V -A	150	120	167	134	350x130x200	130	22	TAD731GE	LINZ	PRO22MF/4	42.700,00	315.07	G 7	2.990,00	315.27	GB 7	2.000,00
322.24	MISTRAL 180 V -A	180	144	205	164	350x130x200	130	27	TAD732GE	LINZ	PRO28SB/4	50.700,00	315.09	G 9	3.240,00	315.29	GB 9	2.280,00
322.25	MISTRAL 200 V -A	200	160	226	181	350x130x200	130	32	TAD733GE	LINZ	PRO28SC/4	53.600,00	315.10	G 10	3.240,00	315.30	GB 10	2.280,00
322.26	MISTRAL 250 V -A	250	200	275	220	350x140x270	130	36	TAD734GE	LINZ	PRO82SD/4	58.400,00	315.10	G 10	3.240,00	315.30	GB 10	2.280,00
322.27	MISTRAL 277 V -A	277	222	305	244	490x140x270	130	39	TAD940GE	LINZ	PRO28ME/4	69.300,00	315.10	G 10	3.240,00	315.30	GB 10	2.280,00
322.28	MISTRAL 325 V -A	325	260	358	286	490x140x270	130	46	TAD941GE	LINZ	PRO28MF/4	70.200,00	315.12	G 12	3.850,00	315.32	GB 12	2.800,00
322.29	MISTRAL 350 V -A	350	280	385	308	490x140x270	130	49	TAD1240GE	LINZ	PRO28MF/4	80.200,00	315.12	G 12	3.850,00	315.32	GB 12	2.800,00
322.30	MISTRAL 375 V -A	375	300	412	330	540x170x290	130	53	TAD1241GE	LINZ	PRO35SA/4	81.520,00	315.12	G 12	3.850,00	315.32	GB 12	2.800,00
322.31	MISTRAL 400 V -A	400	320	450	360	540x170x290	130	58	TAD1242GE	LINZ	PRO35SA/4	89.000,00	315.12	G 12	3.850,00	315.32	GB 12	2.800,00
322.32	MISTRAL 461 V -A	461	368	506	405	540x170x290	130	64	TAD1640GE	LINZ	PRO35SB/4	102.900,00	315.13	G 13	4.480,00	315.33	GB 13	3.360,00

### Optional serie MISTRAL

COD.	MODELLO / MODEL	€
314.24	KIT TRAINO ARGON / MISTRAL 60/100 (da ordinare contestualmente al gruppo / to be ordered with the generator)	1.430,00
314.57	KIT SCALDIGLIA (PRERISCALDO MOTORE) / KIT ENGINE HEATER	443,00
314.61	GANCIO DI SOLLEVAMENTO 20-40 KVA / LIFTING HOOK 20-40 KVA	260,00
314.62	GANCIO DI SOLLEVAMENTO 60-100 KVA / LIFTING HOOK 60-100 KVA	330,00
370.45	SISTEMA DI PRECARICO CARBURANTE (composto da lettropompa, pompa manuale, galleggiante multilivello) / FUEL LOADING KIT (including electric pumps, manual pump, multilevel float switch)	927,00

## Serie MISTRAL LP

1500 RPM- DIESEL  
(Lister Petter 8 - 225 KVA)



LISTER PETTER



Super silenced generator, diesel LISTER PETTER engine, manual electric starting with key and control and protection panel inside the generator (MAN version). Version MISTRAL ... LP -A adjusted for the connection of the automatic panel, which can be with or without changeover. Water cooled, 1500 rpm.

COD.	MODELLO MODEL	POTENZA POWER				DIMENSIONI DIMENSIONS		MOTORE ENGINE	ALTERNATORE ALTERNATOR		PREZZO PRICE		QUADRO AUTOMATICO AUTO CONTROL PANEL	
		PRP		LTP		B x P x H cm	Lt		Marca Brand	Modello Model	Cod.	Modello Model	€	€
KVA	KW	KVA	KW	cm	Lt			€	€					
322.40	MISTRAL 8 LP	8	6,4	8,8	7	160x75x120	50	LPW227-01	LINZ	E1S13SA/4	10.185,00	314.01	Commander 1	814,00
322.41	MISTRAL 12 LP	12	9,6	13,2	10,5	160x75x120	50	LPW327-01	LINZ	E1S13MD/4	11.245,00	314.02	Commander 2	927,00
322.42	MISTRAL 16 LP -A	16	12,8	17,6	14	200x90x130	70	LPW427-01	LINZ	E1S13ME/4	11.730,00	314.03	Commander 3	1.028,00
322.47	MISTRAL 16 LP MAN	16	12,8	17,6	14	200x90x130	70	LPW427-01	LINZ	E1S13ME/4	11.760,00	-	-	-
322.43	MISTRAL 20 LP -A	20	16	22	17,6	200x90x130	70	LPWT427-01	LINZ	E1S13MF/4	13.199,00	314.03	Commander 3	1.028,00
322.44	MISTRAL 20 LP MAN	20	16	22	17,6	200x90x130	70	LPWT427-01	LINZ	E1S13MF/4	13.735,00	-	-	-
322.45	MISTRAL 225 LP -A	225	180	247,5	198	350x130x200	70	OWTA62015	LINZ	PRO28SD/4	43.920,00	315.10	Guardian 10	3.240,00
322.46	MISTRAL 225 LP MAN	225	180	247,5	198	350x130x200	70	OWTA62015	LINZ	PRO28SD/4	44.485,00	-	-	-

## Serie MISTRAL L

1500 RPM - DIESEL  
(Lombardini 7,5 - 19 KVA)



LOMBARDINI

Super silenced generator, diesel LOMBARDINI engine, manual electric starting with key and control and protection panel inside the generator (MAN version). Version MISTRAL ... L -A adjusted for the connection of the automatic panel, which can be with or without changeover. Water cooled, 1500 rpm.

COD.	MODELLO MODEL	POTENZA POWER				DIMENSIONI DIMENSIONS		MOTORE ENGINE	ALTERNATORE ALTERNATOR		PREZZO PRICE		QUADRO AUTOMATICO AUTO CONTROL PANEL	
		PRP		LTP		B x P x H cm	Lt		Modello Model	Marca Brand	Modello Model	Cod.	Modello Model	€
KVA	KW	KVA	KW	cm	Lt			€	€					
329.10	MISTRAL 8 L	7,5	6,0	8,2	6,6	160x75x120	50	LDW1003	LINZ	E1S13SA/4	11.588,00	314.01	Commander 1	814,00
329.11	MISTRAL 10 L	11,1	8,9	12,2	9,8	160x75x120	50	LDW1404	LINZ	E1S13SB/4	12.095,00	314.01	Commander 1	814,00
329.12	MISTRAL 16 L	15,0	12,0	16,0	13,0	160x75x120	50	LDW1603	LINZ	E1S13ME/4	12.566,00	314.03	Commander 3	1.028,00
329.13	MISTRAL 20 L -A	19,0	15,2	21,0	16,8	200x90x130	70	LDW2204	LINZ	E1S13MF/4	13.956,00	314.03	Commander 3	1.028,00
309.13	MISTRAL 20 L MAN	19,0	15,2	21,0	16,8	200x90x130	70	LDW2204	LINZ	E1S13MF/4	14.110,00	-	-	-

### Optional serie MISTRAL

COD.	MODELLO / MODEL	€
314.23	KIT TRAINO ARGO/MISTRAL 10/40 (da ordinare contestualmente al gruppo / to be ordered with the generator)	1.020,00
314.24	KIT TRAINO ARGO / MISTRAL 60/100 (da ordinare contestualmente al gruppo / to be ordered with the generator)	1.430,00
314.57	KIT SCALDIGLIA (PRERISCALDO MOTORE) / KIT ENGINE HEATER	443,00
314.61	GANCIO DI SOLLEVAMENTO 20-40 KVA / LIFTING HOOK 20-40 KVA	260,00
314.62	GANCIO DI SOLLEVAMENTO 60-100 KVA / LIFTING HOOK 60-100 KVA	330,00
370.45	SISTEMA DI PRECARICO CARBURANTE (composto da lettropompa, pompa manuale, galleggiante multilivello) FUEL LOADING KIT (including electric pumps, manual pump, multilevel float switch)	927,00

## Serie MISTRAL BASE i -MAN

### 1500 RPM- DIESEL

#### (Iveco 25 - 400 KVA)



Open generator, diesel IVECO engine, manual electric starting with key and control and protection panel inside the generator (MAN version).  
Version MISTRAL BASE ... I-A adjusted for the connection of the automatic panel, which can be with or without changeover. Water cooled, 1500 rpm.

COD.	MODELLO MODEL	POTENZA POWER				DIMENSIONI DIMENSIONS			CONS. 75%	MOTORE ENGINE	ALTERNATORE ALTERNATOR		PREZZO PRICE
		PRP		LTP		B x P x H cm	Lt	L/h			Marca Brand	Modello Model	
		KVA	KW	KVA	KW								
319.01	MISTRAL BASE 25 i MAN	25	20	28	22,0	200x90x130	70	5,0	8035E15	LINZ	PRO18S B/4	13.827,00	
319.02	MISTRAL BASE 30 i MAN	30	24	33	26,4	200x90x130	70	5,2	8035E15	LINZ	PRO18S C/4	13.925,00	
319.03	MISTRAL BASE 40 i MAN	40	32	44	35,2	200x90x130	70	5,9	F32SM1D	LINZ	PRO18M E/4	15.710,00	
319.04	MISTRAL BASE 60 i MAN	60	48	66	52,8	200x90x140	130	7	NEFN45SM1A	LINZ	PRO18L G/4	19.364,00	
319.05	MISTRAL BASE 85 i MAN	85	68	94	75,2	200x90x150	130	11	NEFN45TM1A	LINZ	PRO22S C/4	23.175,00	
319.06	MISTRAL BASE 100 i MAN	100	80	110	88	200x90x150	130	14	NEFN45TM2A	LINZ	PRO22S D/4	24.410,00	
319.07	MISTRAL BASE 125 i MAN	125	100	138	110,4	300x130x150	130	19	NEFN67SM1	LINZ	PRO22M E/4	29.767,00	
319.15	MISTRAL BASE 130 i MAN	130	104	143	114,4	300x130x150	130	22,5	NEFN67TM2A	LINZ	PRO22M E/4	30.642,00	
319.08	MISTRAL BASE 160 i MAN	160	128	176	140,8	300x130x150	130	27	NEFN67TM3A	LINZ	PRO22M F/4	33.475,00	
319.09	MISTRAL BASE 200 i MAN	200	160	220	176	300x130x150	130	30	NEFN67TE2A	LINZ	PRO28S C/4	42.673,00	
319.10	MISTRAL BASE 250 i MAN	250	200	275	220	300x130x170	130	35	CURSOR 87TE1D	LINZ	PRO28S D/4	49.300,00	
319.11	MISTRAL BASE 275 i MAN	275	220	300	240	300x130x170	130	36	CURSOR 87TE1D	LINZ	PRO28M E/4	49.900,00	
319.12	MISTRAL BASE 300 i MAN	300	240	330	264	300x130x170	130	46	CURSOR 10TE1D	LINZ	PRO28M E/4	56.500,00	
319.13	MISTRAL BASE 350 i MAN	350	280	385	308	420x160x200	130	51	CURSOR 13TE2S	LINZ	PRO28M F/4	64.000,00	
319.14	MISTRAL BASE 400 i MAN	400	320	440	352	420x160x200	130	56	CURSOR 13TE3S	LINZ	PRO35S A/4	75.500,00	

## Serie MISTRAL BASE i -A

COD.	MODELLO MODEL	POTENZA POWER				DIMENSIONI DIMENSIONS			CONS. 75%	MOTORE ENGINE	ALTERNATORE ALTERNATOR		PREZZO PRICE	ATS		AMF		
		LTP		PRP		B x P x H cm	Lt	L/h			Marca Brand	Modello Model		Cod.	Modello Model	Cod.	Modello Model	€
		KVA	KW	KVA	KW													
339.01	MISTRAL BASE 25 i -A	25	20	28	22,0	200x90x130	70	5,0	8035E15	LINZ	PRO18S B/4	13.287,00	314.03	C 3	1.028,00	-	-	-
339.02	MISTRAL BASE 30 i -A	30	24	33	26,4	200x90x130	70	5,2	8035E15	LINZ	PRO18S C/4	13.390,00	314.04	C 4	1.195,00	-	-	-
339.03	MISTRAL BASE 40 i -A	40	32	44	35,2	200x90x130	70	5,9	F32SM1D	LINZ	PRO18M E/4	15.192,00	314.05	C 5	1.277,00	-	-	-
339.04	MISTRAL BASE 60 i -A	60	48	66	52,8	200x90x140	130	7	NEFN45SM1A	LINZ	PRO18L G/4	18.798,00	315.03	G 3	2.050,00	315.23	GB 3	1.332,00
339.05	MISTRAL BASE 85 i -A	85	68	94	75,2	200x90x150	130	11	NEFN45TM1A	LINZ	PRO22S C/4	22.765,00	315.05	G 5	2.200,00	315.25	GB 5	1.332,00
339.06	MISTRAL BASE 100 i -A	100	80	110	88	200x90x150	130	14	NEFN45TM2A	LINZ	PRO22S D/4	23.795,00	315.06	G 6	2.450,00	315.26	GB 6	1.500,00
339.07	MISTRAL BASE 125 i -A	125	100	138	110,4	300x130x150	130	19	NEFN67SM1	LINZ	PRO22M E/4	29.200,00	315.07	G 7	2.990,00	315.27	GB 7	2.000,00
339.15	MISTRAL BASE 130 i -A	130	104	143	114,4	300x130x150	130	22,5	NEFN67TM2A	LINZ	PRO22M E/4	30.065,00	315.07	G 7	2.990,00	315.27	GB 7	2.000,00
339.08	MISTRAL BASE 160 i -A	160	128	176	140,8	300x130x150	130	27	NEFN67TM3A	LINZ	PRO22M F/4	32.239,00	315.07	G 7	2.990,00	315.27	GB 7	2.000,00
339.09	MISTRAL BASE 200 i -A	200	160	220	176	300x130x150	130	30	NEFN67TE2A	LINZ	PRO28S C/4	42.467,00	315.09	G 9	3.240,00	315.29	GB 9	2.280,00
339.10	MISTRAL BASE 250 i -A	250	200	275	220	300x130x170	130	35	CURSOR 87TE1D	LINZ	PRO28S D/4	49.100,00	315.10	G 10	3.240,00	315.30	GB 10	2.280,00
339.11	MISTRAL BASE 275 i -A	275	220	300	240	300x130x170	130	36	CURSOR 87TE1D	LINZ	PRO28M E/4	53.100,00	315.12	G 12	3.850,00	315.32	GB 12	2.800,00
339.12	MISTRAL BASE 300 i -A	300	240	330	264	300x130x170	130	46	CURSOR 10TE1D	LINZ	PRO28M E/4	59.200,00	315.12	G 12	3.850,00	315.32	GB 12	2.800,00
339.13	MISTRAL BASE 350 i -A	350	280	385	308	420x160x200	130	51	CURSOR 13TE2S	LINZ	PRO28M F/4	69.000,00	315.13	G 13	4.480,00	315.33	GB 13	3.360,00
339.14	MISTRAL BASE 400 i -A	400	320	440	352	420x160x200	130	56	CURSOR 13TE3S	LINZ	PRO35S A/4	79.500,00	315.13	G 13	4.480,00	315.33	GB 13	3.360,00


### Optional serie MISTRAL

COD.	MODELLO / MODEL	€
314.23	KIT TRAINO ARGO/MISTRAL 10/40 (da ordinare contestualmente al gruppo / to be ordered with the generator)	1.020,00
314.24	KIT TRAINO ARGO / MISTRAL 60/100 (da ordinare contestualmente al gruppo / to be ordered with the generator)	1.430,00
314.57	KIT SCALDIGLIA (PRERISCALDO MOTORE) / KIT ENGINE HEATER	443,00
314.61	GANCIO DI SOLLEVAMENTO 20-40 KVA / LIFTING HOOK 20-40 KVA	260,00
314.62	GANCIO DI SOLLEVAMENTO 60-100 KVA / LIFTING HOOK 60-100 KVA	330,00
370.45	SISTEMA DI PRECARICO CARBURANTE (composto da lettropompa, pompa manuale, galleggiante multilivello) / FUEL LOADING KIT (including electric pumps, manual pump, multilevel float switch)	927,00

## Serie MISTRAL BASE JD -MAN

### 1500 RPM- DIESEL

(John Deere 30 - 250 KVA)



Open generator, diesel JOHN DEERE engine, manual electric starting with key and control and protection panel inside the generator (MAN version).  
Version MISTRAL BASE ... JD -A adjusted for the connection of the automatic panel, which can be with or without changeover. Water cooled, 1500 rpm.

COD.	MODELLO MODEL	POTENZA POWER				DIMENSIONI DIMENSIONS	Lt	CONS. 75%	MOTORE ENGINE	ALTERNATORE ALTERNATOR		PREZZO PRICE
		PRP		LTP						Marca Brand	Modello Model	
		KVA	KW	KVA	KW	cm		L/h			€	
309.50	MISTRAL BASE 30 JD MAN	30	24	33	26,4	200x90x130	70	5,2	3029 DF 128	LINZ	PRO18SC/4	14.780,00
309.51	MISTRAL BASE 40 JD MAN	45	36	44	35,2	200x90x130	70	7	3029 TF 158	LINZ	PRO18ME/4	16.378,00
309.53	MISTRAL BASE 60 JD MAN	60	48	66	52,8	250x101x160	130	10,4	4045 TF U70	LINZ	PRO22SB/4	21.630,00
309.55	MISTRAL BASE 80 JD MAN	80	64	88	70,4	250x101x160	130	14	4045 TF 258	LINZ	PRO22SC/4	24.185,00
309.56	MISTRAL BASE 100 JD MAN	100	80	110	88	250x101x160	130	16,5	4045 HF 158	LINZ	PRO22SD/4	26.667,00
309.57	MISTRAL BASE 125 JD MAN	125	96	137	109,6	350x130x200	130	20,5	6068 TF 258	LINZ	PRO22ME/4	31.137,00
309.58	MISTRAL BASE 165 JD MAN	165	132	180	144	350x130x200	130	31,3	6068 HF 158	LINZ	PRO28SB/4	35.896,00
309.59	MISTRAL BASE 180 JD MAN	180	144	198	158,4	350x130x200	130	31,3	6068 HF 258	LINZ	PRO28SB/4	40.376,00
309.60	MISTRAL BASE 220 JD MAN	220	176	240	192	350x130x200	130	40,6	6081 HF 001	LINZ	PRO28SC/4	42.436,00
309.61	MISTRAL BASE 250 JD MAN	250	200	275	220	350x130x200	130	40,6	6081 HF 001	LINZ	PRO28SD/4	50.210,00

## Serie MISTRAL BASE JD -A

COD.	MODELLO MODEL	POTENZA POWER				DIMENSIONI DIMENSIONS	Lt	CONS. 75%	MOTORE ENGINE	ALTERNATORE ALTERNATOR		PREZZO PRICE	ATS		AMF			
		PRP		LTP						Marca Brand	Modello Model		Cod.	Modello Model	Cod.	Modello Model		
		KVA	KW	KVA	KW	cm		L/h			€	€			€			
329.50	MISTRAL BASE 30 JD -A	30	24	33	26,4	200x90x130	70	5,2	3029 DF 128	LINZ	PRO18SC/4	14.214,00	314.04	C 4	1.195,00	-	-	-
329.51	MISTRAL BASE 40 JD -A	45	36	44	35,2	200x90x130	70	7	3029 TF 158	LINZ	PRO18ME/4	15.900,00	314.05	C 5	1.277,00	-	-	-
329.53	MISTRAL BASE 60 JD -A	60	48	66	52,8	250x101x160	130	10,4	4045 TF U70	LINZ	PRO22SB/4	21.060,00	315.03	G 3	2.050,00	315.23	GB 3	1.332,00
329.55	MISTRAL BASE 80 JD -A	80	64	88	70,4	250x101x160	130	14	4045 TF 258	LINZ	PRO22SC/4	23.790,00	315.05	G 5	2.200,00	315.25	GB 5	1.332,00
329.56	MISTRAL BASE 100 JD -A	100	80	110	88	250x101x160	130	16,5	4045 HF 158	LINZ	PRO22SD/4	26.059,00	315.06	G 6	2.450,00	315.26	GB 6	1.500,00
329.57	MISTRAL BASE 125 JD -A	125	96	137	109,6	350x130x200	130	20,5	6068 TF 258	LINZ	PRO22ME/4	30.590,00	315.07	G 7	2.990,00	315.27	GB 7	2.000,00
329.58	MISTRAL BASE 165 JD -A	165	132	180	144	350x130x200	130	31,3	6068 HF 158	LINZ	PRO28SB/4	35.278,00	315.08	G 8	2.990,00	315.28	GB 8	2.000,00
329.59	MISTRAL BASE 180 JD -A	180	144	198	158,4	350x130x200	130	31,3	6068 HF 258	LINZ	PRO28SB/4	39.810,00	315.09	G 9	3.240,00	315.29	GB 9	2.280,00
329.60	MISTRAL BASE 220 JD -A	220	176	240	192	350x130x200	130	40,6	6081 HF 001	LINZ	PRO28SC/4	41.818,00	315.10	G 10	3.240,00	315.30	GB 10	2.280,00
329.61	MISTRAL BASE 250 JD -A	250	200	275	220	350x130x200	130	40,6	6081 HF 001	LINZ	PRO28SD/4	49.646,00	315.10	G 10	3.240,00	315.30	GB 10	2.280,00

### Optional serie MISTRAL

COD.	MODELLO / MODEL	€
314.23	KIT TRAINO ARGO/MISTRAL 10/40 (da ordinare contestualmente al gruppo / to be ordered with the generator)	1.020,00
314.24	KIT TRAINO ARGO / MISTRAL 60/100 (da ordinare contestualmente al gruppo / to be ordered with the generator)	1.430,00
314.57	KIT SCALDIGLIA (PRERISCALDO MOTORE) / KIT ENGINE HEATER	443,00
314.61	GANCIO DI SOLLEVAMENTO 20-40 KVA / LIFTING HOOK 20-40 KVA	260,00
314.62	GANCIO DI SOLLEVAMENTO 60-100 KVA / LIFTING HOOK 60-100 KVA	330,00
370.45	SISTEMA DI PRECARICO CARBURANTE (composto da lettropompa, pompa manuale, galleggiante multilivello) / FUEL LOADING KIT (including electric pumps, manual pump, multilevel float switch)	927,00

## Serie MISTRAL BASE P -MAN


1500 RPM - DIESEL  
(Perkins 10 - 500 KVA)




 Perkins



Open generator, diesel PERKINS engine, manual electric starting with key and control and protection panel inside the generator (MAN version).  
Version MISTRAL BASE ... P -A adjusted for the connection of the automatic panel, which can be with or without changeover. Water cooled, 1500 rpm.

COD.	MODELLO MODEL	POTENZA POWER				DIMENSIONI DIMENSIONS			CONSUMO 75%	MOTORE ENGINE	ALTERNATORE ALTERNATOR		PREZZO PRICE
		PRP		LTP			Lt	L/h			Marca Brand	Modello Model	
		KVA	KW	KVA	KW								
318.03	MISTRAL BASE 20 P MAN	20	16	22	17,6	200x90x130	70	4	404C22G	LINZ	E1S13MF/4	12.760,00	
318.04	MISTRAL BASE 30 P MAN	30	24	33	26,4	200x90x130	70	5,4	1103A33G	LINZ	PRO18SC/4	15.605,00	
318.05	MISTRAL BASE 45 P MAN	45	36	49,5	39,6	200x90x130	70	9,9	1103A33TG1	LINZ	PRO18LF/4	17.526,00	
318.06	MISTRAL BASE 60 P MAN	60	48	66	52,8	250x105x160	130	10,4	1103A33TG2	LINZ	PRO22SB/4	20.755,00	
318.07	MISTRAL BASE 80 P MAN	80	64	88	70,4	250x105x160	130	14	1104A44TG2	LINZ	PRO22SC/4	23.070,00	
318.08	MISTRAL BASE 100 P MAN	100	80	110	88	250x105x160	130	17,1	1104C44TAG2	LINZ	PRO22SD/4	25.955,00	
318.09	MISTRAL BASE 135 P MAN	136	108,8	149,6	119,6	250x105x160	130	24,1	1006TAG	LINZ	PRO22ME/4	33.060,00	
318.10	MISTRAL BASE 150 P MAN	150	120	166	132,8	250x105x180	130	31	1006TAG2	LINZ	PRO22MF/4	35.175,00	
318.11	MISTRAL BASE 210 P MAN	208	166,4	229	183,2	300x130x180	130	35	1306 E87TAG3	LINZ	PRO28SC/4	48.100,00	
318.12	MISTRAL BASE 250 P MAN	250	200	275	220	300x130x180	130	42	1306 E87TAG6	LINZ	PRO28SD/4	53.250,00	
318.13	MISTRAL BASE 350 P MAN	350	280	385	308	420x160x200	130	80	2306CE14TAG2	LINZ	PRO28MF/4	64.800,00	
318.14	MISTRAL BASE 400 P MAN	400	320	440	352	420x160x200	130	91	2306CE14TAG3	LINZ	PRO35SA/4	71.200,00	
318.15	MISTRAL BASE 450 P MAN	450	360	495	396	420x160x200	130	107	2506CE15TAG1	LINZ	PRO35SB/4	88.300,00	
318.16	MISTRAL BASE 500 P MAN	500	400	550	440	440x160x200	130	114,5	2506CE15TAG2	LINZ	PRO35SC/4	93.000,00	

## Serie MISTRAL BASE P -A

COD.	MODELLO MODEL	POTENZA POWER				DIMENSIONI DIMENSIONS			CONSUMO 75%	MOTORE ENGINE	ALTERNATORE ALTERNATOR		PREZZO PRICE	ATS		AMF		
		PRP		LTP			Lt	L/h			Marca Brand	Modello Model		Cod.	Modello Model	Cod.	Modello Model	
		KVA	KW	KVA	KW													cm
328.01	MISTRAL BASE 10 P	10	8	11	8,8	200x90x130	70	2	403C11G	LINZ	E1S13SB/4	10.609,00	314.01	C 1	814,00	-	-	-
328.02	MISTRAL BASE 15 P	15	12	16,5	13,2	200x90x130	70	2,8	403C15G	LINZ	E1S13ME/4	11.433,00	314.02	C 2	927,00	-	-	-
328.03	MISTRAL BASE 20 P-A	20	16	22	17,6	200x90x130	70	4	404C22G	LINZ	E1S13MF/4	12.463,00	314.03	C 3	1.028,00	-	-	-
328.04	MISTRAL BASE 30 P-A	30	24	33	26,4	200x90x130	70	5,4	1103A33G	LINZ	PRO18SC/4	15.193,00	314.04	C 4	1.195,00	-	-	-
328.05	MISTRAL BASE 45 P-A	45	36	49,5	39,6	200x90x130	70	9,9	1103A33TG1	LINZ	PRO18LF/4	17.117,00	314.05	C 5	1.277,00	-	-	-
328.06	MISTRAL BASE 60 P-A	60	48	66	52,8	250x105x160	130	10,4	1103A33TG2	LINZ	PRO22SB/4	20.395,00	315.03	G 3	2.050,00	315.23	GB 3	1.332,00
328.07	MISTRAL BASE 80 P-A	80	64	88	70,4	250x105x160	130	14	1104A44TG2	LINZ	PRO22SC/4	22.660,00	315.05	G 5	2.200,00	315.25	GB 5	1.332,00
328.08	MISTRAL BASE 100 P-A	100	80	110	88	250x105x160	130	17,1	1104C44TAG2	LINZ	PRO22SD/4	25.440,00	315.06	G 6	2.450,00	315.26	GB 6	1.500,00
328.09	MISTRAL BASE 135 P-A	136	108,8	149,6	119,6	250x105x160	130	24,1	1006TAG	LINZ	PRO22ME/4	32.445,00	315.07	G 7	2.990,00	315.27	GB 7	2.000,00
328.10	MISTRAL BASE 150 P-A	150	120	166	132,8	250x105x180	130	31	1006TAG2	LINZ	PRO22MF/4	35.120,00	315.07	G 7	2.990,00	315.27	GB 7	2.000,00
328.11	MISTRAL BASE 210 P-A	208	166,4	229	183,2	300x130x180	130	35	1306 E87TAG3	LINZ	PRO28SC/4	47.370,00	315.09	G 9	3.240,00	315.29	GB 9	2.280,00
328.12	MISTRAL BASE 250 P-A	250	200	275	220	300x130x180	130	42	1306 E87TAG6	LINZ	PRO28SD/4	52.736,00	315.10	G 10	3.240,00	315.30	GB 10	2.280,00
328.13	MISTRAL BASE 350 P-A	350	280	385	308	420x160x200	130	80	2306CE14TAG2	LINZ	PRO28MF/4	64.600,00	315.12	G 12	3.850,00	315.32	GB 12	2.800,00
328.14	MISTRAL BASE 400 P-A	400	320	440	352	420x160x200	130	91	2306CE14TAG3	LINZ	PRO35SA/4	71.000,00	315.12	G 12	3.850,00	315.32	GB 12	2.800,00
328.15	MISTRAL BASE 450 P-A	450	360	495	396	420x160x200	130	107	2506CE15TAG1	LINZ	PRO35SB/4	88.100,00	315.13	G 13	4.480,00	315.33	GB 13	3.360,00
328.16	MISTRAL BASE 500 P-A	500	400	550	440	440x160x200	130	114,5	2506CE15TAG2	LINZ	PRO35SC/4	92.800,00	315.13	G 13	4.480,00	315.33	GB 13	3.360,00

### Optional serie MISTRAL

COD.	MODELLO / MODEL	€
314.23	KIT TRAINO ARGO/MISTRAL 10/40 (da ordinare contestualmente al gruppo / to be ordered with the generator)	1.020,00
314.24	KIT TRAINO ARGO / MISTRAL 60/100 (da ordinare contestualmente al gruppo / to be ordered with the generator)	1.430,00
314.57	KIT SCALDIGLIA (PRERISCALDO MOTORE) / KIT ENGINE HEATER	443,00
314.61	GANCIO DI SOLLEVAMENTO 20-40 KVA / LIFTING HOOK 20-40 KVA	260,00
314.62	GANCIO DI SOLLEVAMENTO 60-100 KVA / LIFTING HOOK 60-100 KVA	330,00
370.45	SISTEMA DI PRECARICO CARBURANTE (composto da lettropompa, pompa manuale, galleggiante multilivello) / FUEL LOADING KIT (including electric pumps, manual pump, multilevel float switch)	927,00

## Serie MISTRAL BASE V MAN

### 1500 RPM - DIESEL

#### (Volvo 85 - 460 KVA)



**VOLVO  
PENTA**



Gruppo elettrogeno aperto, diesel, motore VOLVO, avviamento elettrico manuale con chiave e quadro di comando e protezione interno gruppo (versione MAN). Versione MISTRAL BASE ... V -A predisposta per il collegamento del quadro di avviamento automatico, che può essere con o senza commutazione. Raffreddamento ad acqua, 1500 giri/min.

Open generator, diesel VOLVO engine, manual electric starting with key and control and protection panel inside the generator (MAN version).

Version MISTRAL BASE ... V -A adjusted for the connection of the automatic panel, which can be with or without changeover. Water cooled, 1500 rpm.

COD.	MODELLO MODEL	POTENZA POWER				DIMENSIONI DIMENSIONS	CONSUMO 75%	MOTORE ENGINE	ALTERNATORE ALTERNATOR		PREZZO PRICE	
		PRP		LTP					Marca Brand	Modello Model		
						B x P x H						
318.20	MISTRAL 85 V BASE MAN	85	68	94	74	250x90x140	130	11	TAD530GE	LINZ	PRO22SC/4	26.330,00
318.21	MISTRAL 100 V BASE MAN	100	80	109	87	250x90x140	130	14	TAD531GE	LINZ	PRO22SD/4	27.000,00
318.22	MISTRAL 130 V BASE MAN	130	104	142	114	250x90x140	130	20	TAD532GE	LINZ	PRO22ME/4	31.560,00
318.23	MISTRAL 150 V BASE MAN	150	120	167	134	300x130x150	130	22	TAD731GE	LINZ	PRO22MF/4	35.190,00
318.24	MISTRAL 180 V BASE MAN	180	144	205	164	300x130x150	130	27	TAD732GE	LINZ	PRO28SB/4	43.130,00
318.25	MISTRAL 200 V BASE MAN	200	160	226	181	300x130x150	130	32	TAD733GE	LINZ	PRO28SC/4	46.100,00
318.26	MISTRAL 250 V BASE MAN	250	200	275	220	300x130x150	130	36	TAD734GE	LINZ	PRO82SD/4	50.400,00
318.27	MISTRAL 277 V BASE MAN	277	222	305	244	420x160x200	130	39	TAD940GE	LINZ	PRO28ME/4	59.700,00
318.28	MISTRAL 325 V BASE MAN	325	260	358	286	420x160x200	130	46	TAD941GE	LINZ	PRO28MF/4	60.600,00
318.29	MISTRAL 350 V BASE MAN	350	280	385	308	420x160x200	130	49	TAD1240GE	LINZ	PRO28MF/4	67.400,00
318.30	MISTRAL 375 V BASE MAN	375	300	412	330	420x160x200	130	53	TAD1241GE	LINZ	PRO35SA/4	68.780,00
318.31	MISTRAL 400 V BASE MAN	400	320	450	360	420x160x200	130	58	TAD1242GE	LINZ	PRO35SA/4	76.280,00
318.32	MISTRAL 461 V BASE MAN	461	368	506	405	420x160x200	130	64	TAD1640GE	LINZ	PRO35SB/4	87.620,00

## Serie MISTRAL BASE V -A

COD.	MODELLO MODEL	POTENZA POWER				DIMENSIONI DIMENSIONS	CONSUMO 75%	MOTORE ENGINE	ALTERNATORE ALTERNATOR		PREZZO PRICE	ATS		AMF				
		PRP		LTP					Marca Brand	Modello Model		Cod.	Mod.	Cod.	Mod.			
						B x P x H				€			€		€			
328.20	MISTRAL BASE 85 V -A	85	68	94	74	250x90x140	130	11	TAD530GE	LINZ	PRO22SC/4	26.130,00	315.05	G 5	2.200,00	315.25	GB 5	1.332,00
328.21	MISTRAL BASE 100 V -A	100	80	109	87	250x90x140	130	14	TAD531GE	LINZ	PRO22SD/4	26.800,00	315.06	G 6	2.450,00	315.26	GB 6	1.500,00
328.22	MISTRAL BASE 130 V -A	130	104	142	114	250x90x140	130	20	TAD532GE	LINZ	PRO22ME/4	31.360,00	315.07	G 7	2.990,00	315.27	GB 7	2.000,00
328.23	MISTRAL BASE 150 V -A	150	120	167	134	300x130x150	130	22	TAD731GE	LINZ	PRO22MF/4	34.990,00	315.07	G 7	2.990,00	315.27	GB 7	2.000,00
328.24	MISTRAL BASE 180 V -A	180	144	205	164	300x130x150	130	27	TAD732GE	LINZ	PRO28SB/4	42.930,00	315.09	G 9	3.240,00	315.29	GB 9	2.280,00
328.25	MISTRAL BASE 200 V -A	200	160	226	181	300x130x150	130	32	TAD733GE	LINZ	PRO28SC/4	45.900,00	315.10	G 10	3.240,00	315.30	GB 10	2.280,00
328.26	MISTRAL BASE 250 V -A	250	200	275	220	300x130x150	130	36	TAD734GE	LINZ	PRO82SD/4	50.200,00	315.10	G 10	3.240,00	315.30	GB 10	2.280,00
328.27	MISTRAL BASE 277 V -A	277	222	305	244	420x160x200	130	39	TAD940GE	LINZ	PRO28ME/4	59.500,00	315.10	G 10	3.240,00	315.30	GB 10	2.280,00
328.28	MISTRAL BASE 325 V -A	325	260	358	286	420x160x200	130	46	TAD941GE	LINZ	PRO28MF/4	60.400,00	315.12	G 12	3.850,00	315.32	GB 12	2.800,00
328.29	MISTRAL BASE 350 V -A	350	280	385	308	420x160x200	130	49	TAD1240GE	LINZ	PRO28MF/4	67.200,00	315.12	G 12	3.850,00	315.32	GB 12	2.800,00
328.30	MISTRAL BASE 375 V -A	375	300	412	330	420x160x200	130	53	TAD1241GE	LINZ	PRO35SA/4	68.580,00	315.12	G 12	3.850,00	315.32	GB 12	2.800,00
328.31	MISTRAL BASE 400 V -A	400	320	450	360	420x160x200	130	58	TAD1242GE	LINZ	PRO35SA/4	76.080,00	315.12	G 12	3.850,00	315.32	GB 12	2.800,00
328.32	MISTRAL BASE 461 V -A	461	368	506	405	420x160x200	130	64	TAD1640GE	LINZ	PRO35SB/4	87.420,00	315.13	G 13	4.480,00	315.33	GB 13	3.360,00

### Optional serie MISTRAL

COD.	MODELLO / MODEL	€
314.24	KIT TRAINO ARGO / MISTRAL 60/100 (da ordinare contestualmente al gruppo / to be ordered with the generator)	1.430,00
314.57	KIT SCALDIGLIA (PRERISCALDO MOTORE) / KIT ENGINE HEATER	443,00
314.61	GANCIO DI SOLLEVAMENTO 20-40 KVA / LIFTING HOOK 20-40 KVA	260,00
314.62	GANCIO DI SOLLEVAMENTO 60-100 KVA / LIFTING HOOK 60-100 KVA	330,00
370.45	SISTEMA DI PRECARICO CARBURANTE (composto da lettropompa, pompa manuale, galleggiante multilivello) / FUEL LOADING KIT (including electric pumps, manual pump, multilevel float switch)	927,00

## Serie MISTRAL BASE LP

1500 RPM - DIESEL  
(Lister Petter 8 - 225 KVA)



LISTER PETTER

Open generator, diesel LISTER PETTER engine, manual electric starting with key and control and protection panel inside the generator (MAN version).  
Version MISTRAL BASE ... LP -A adjusted for the connection of the automatic panel, which can be with or without changeover.  
Water cooled, 1500 rpm.

COD.	MODELLO MODEL	POTENZA POWER				DIMENSIONI DIMENSIONS		MOTORE ENGINE	ALTERNATORE ALTERNATOR		PREZZO PRICE	QUADRO AUTOMATICO AUTO CONTROL PANEL		
		PRP		LTP			Lt		Marca Brand	Modello Model		Cod.	Modello Model	€
		KVA	KW	KVA	KW			cm					€	
318.40	MISTRAL BASE 8 LP	8	6,4	8,8	7	160x75x105	50	LPW227-01	LINZ	E1S13SA/4	8.793,00	314.01	Commander 1	814,00
318.41	MISTRAL BASE 12 LP	12	9,6	13,2	10,5	160x75x105	50	LPW327-01	LINZ	E1S13MD/4	9.852,00	314.02	Commander 2	927,00
318.42	MISTRAL BASE 16 LP -A	16	12,8	17,6	14	200x90x105	70	LPW427-01	LINZ	E1S13ME/4	10.340,00	314.03	Commander 3	1.028,00
318.47	MISTRAL BASE 16 LP MAN	16	12,8	17,6	14	200x90x105	70	LPW427-01	LINZ	E1S13ME/4		-	-	-
318.43	MISTRAL BASE 20 LP -A	20	16	22	17,6	200x90x105	70	LPWT427-01	LINZ	E1S13MF/4	11.928,00	314.03	Commander 3	1.028,00
318.44	MISTRAL BASE 20 LP MAN	20	16	22	17,6	200x90x105	70	LPWT427-01	LINZ	E1S13MF/4	12.485,00	-	-	-
318.45	MISTRAL BASE 225 LP -A	225	180	247,5	198	300x130x170	130	OWTA62015	LINZ	PRO28SD/4	40.270,00	315.10	Guardian 10	3.240,00
318.46	MISTRAL BASE 225 LP MAN	225	180	247,5	198	300x130x170	130	OWTA62015	LINZ	PRO28SD/4	40.831,00	-	-	-

## Serie MISTRAL BASE L

1500 RPM - DIESEL  
(Iveco 7,5 - 19 KVA)



FPT  
POWERTRAIN TECHNOLOGIES

Open generator, diesel LOMBARDINI engine, manual electric starting with key and control and protection panel inside the generator (MAN version).  
Version MISTRAL BASE ... L -A adjusted for the connection of the automatic panel, which can be with or without changeover. Water cooled, 1500 rpm.

COD.	MODELLO MODEL	POTENZA POWER				DIMENSIONI DIMENSIONS		MOTORE ENGINE	ALTERNATORE ALTERNATOR		PREZZO PRICE	QUADRO AUTOMATICO AUTO CONTROL PANEL		
		PRP		LTP			Lt		Modello Model	Marca Brand		Modello Model	Cod.	Modello Model
		KVA	KW	KVA	KW			cm				€		
329.19	MISTRAL BASE 8 L	7,5	6,0	8,2	6,6	160x75x105	50	LDW1003	LINZ	E1S13SA/4	10.269,00	314.01	Commander 1	814,00
339.20	MISTRAL BASE 10 L	11,1	8,9	12,2	9,8	160x75x105	50	LDW1404	LINZ	E1S13SB/4	10.710,00	314.01	Commander 1	814,00
339.21	MISTRAL BASE 16 L	15,0	12,0	16,0	13,0	160x75x105	50	LDW1603	LINZ	E1S13ME/4	11.070,00	314.03	Commander 3	1.028,00
339.22	MISTRAL BASE 20 L -A	19,0	15,2	21,0	16,8	200x90x110	70	LDW2204	LINZ	E1S13MF/4	12.050,00	314.03	Commander 3	1.028,00
319.22	MISTRAL BASE 20 L MAN	19,0	15,2	21,0	16,8	200x90x110	70	LDW2204	LINZ	E1S13MF/4	12.618,00	-	-	-


### Optional serie MISTRAL

COD.	MODELLO / MODEL	€
314.23	KIT TRAINO ARGO/MISTRAL 10/40 (da ordinare contestualmente al gruppo / to be ordered with the generator)	1.020,00
314.57	KIT SCALDIGLIA (PRERISCALDO MOTORE) / KIT ENGINE HEATER	443,00
314.61	GANCIO DI SOLLEVAMENTO 20-40 KVA / LIFTING HOOK 20-40 KVA	260,00
314.62	GANCIO DI SOLLEVAMENTO 60-100 KVA / LIFTING HOOK 60-100 KVA	330,00
370.45	SISTEMA DI PRECARICO CARBURANTE (composto da lettropompa, pompa manuale, galleggiante multilivello) FUEL LOADING KIT (including electric pumps, manual pump, multilevel float switch)	927,00


## Serie RANGER 1500 RPM



Compact generators with cardanic connection.

COD.	MODELLO MODEL	POTENZA POWER				DIMENSIONI DIMENSIONS 	ALTERNATORE ALTERNATOR		PREZZO PRICE €
		Monofase Singlephase 230 V		Trifase Threephase 400 V			Marca Brand	Modello Model	
		KVA	KW	KVA	KW	cm			
310.21	RANGER 10/4	4	3,6	10	8	81x80x100	LINZ	E1S13S	2.555,00
310.22	RANGER 15/4	6	5,4	15	12	81x80x100	LINZ	E1S13M	2.730,00
310.23	RANGER 20/4	8	7,2	20	16	81x80x100	LINZ	E1S13M	3.193,00
310.24	RANGER 25/4	10	9	25	20	85x90x100	LINZ	PRO18	3.595,00
310.25	RANGER 30/4	12	10,8	30	24	85x90x100	LINZ	PRO18	3.910,00
310.28	RANGER 35/4	14	12,6	35	28	95x105x105	LINZ	PRO18	4.089,00
310.26	RANGER 42/4	16,8	15,1	42	33,6	95x105x105	LINZ	PRO18	4.357,00
310.29	RANGER 63/4	25,2	22,6	63	50,4	110x110x105	LINZ	PRO22	6.366,00


## Serie RANGER 3000 RPM

COD.	MODELLO MODEL	POTENZA POWER				DIMENSIONI DIMENSIONS 	ALTERNATORE ALTERNATOR		PREZZO PRICE €
		Monofase Singlephase 230 V		Trifase Threephase 400 V			Marca Brand	Modello Model	
		KVA	KW	KVA	KW	cm			
310.05	RANGER 5,5/2	2,2	1,9	5,5	4,4	81x80x100	LINZ	E1S10M	1.713,00
310.06	RANGER 7/2	2,8	2,5	7	5,6	81x80x100	LINZ	E1S10M	1.750,00
310.07	RANGER 10/2	4,0	3,6	10	8	81x80x100	LINZ	E1S11M	1.869,00
310.08	RANGER 13,5/2	5,4	4,8	13,5	10,8	81x80x100	LINZ	E1S11M	2.056,00
310.09	RANGER 16/2	6,4	5,7	16	12,8	81x80x100	LINZ	E1S13S	2.321,00
310.10	RANGER 22/2	8,8	7,9	22	17,6	81x80x100	LINZ	E1S13M	2.599,00
310.11	RANGER 27/2	10,8	9,7	27	21,6	81x80x100	LINZ	E1S13M	2.721,00

## Serie WG



Welders in alternate current and continuous current.

COD.	MODELLO MODEL	POTENZA POWER				SALDATURA WELDING	MOTORE ENGINE		DIMENSIONI DIMENSIONS 	ALTERNATORE ALTERNATOR		PREZZO PRICE €
		Monofase Singlephase 230 V		Trifase Threephase 400 V			Marca Brand	Modello Model		Marca Brand	Modello Model	
		KVA	KW	KVA	KW			cm				
311.10	WG 1500 EBM	4,0	3,6	-	-	AC	SUBARU	EX27	76x50x64	LINZ	E1W10	2.657,00
311.11	WG 200 EBM	6,0	5,4	-	-	AC	SUBARU	EH41	76x50x64	LINZ	E1W10	2.909,00
311.18	WG 160 ABT	2,0	1,8	5,0	4,0	DC	SUBARU	EX27	76x50x64	LINZ	E1W10	2.647,00
311.20	WG 160 EBT	2,0	1,8	5,0	4,0	DC	SUBARU	EX27	76x50x64	LINZ	E1W10	3.034,00
311.25	WG 160 ADT	2,0	1,8	5,0	4,0	DC	LOMBARDINI	15LD400	76x50x64	LINZ	E1W10	3.863,00
311.22	WG 160 EDT	2,0	1,8	5,0	4,0	DC	LOMBARDINI	15LD400	76x50x64	LINZ	E1W10	4.450,00
311.19	WG 220 ABT	3,2	2,8	8,0	6,4	DC	SUBARU	EH41	76x50x64	LINZ	E1W10	2.915,00
311.21	WG 220 EBT	3,2	2,8	8,0	6,4	DC	SUBARU	EH41	76x50x64	LINZ	E1W10	3.348,00
311.23	WG 220 EDT	2,8	2,5	7,0	5,6	DC	LOMBARDINI	15LD440	76x50x64	LINZ	E1W10	4.578,00
311.24	WG 300 EDT	4,0	3,6	8,5	6,8	DC	LOMBARDINI	25LD477	120x60x100	LINZ	E1W13S	9.785,00

## Serie TORRI FARO e RIVER prices on request

# AUTOMATIC CHANGEOVER CONTROL PANELS



## COMMANDER




COD.	MODELLO MODEL	POTENZA POWER		DIMENSIONI DIMENSIONS	PREZZO PRICE
		Monofase Singlephase 230 V	Trifase Threephase 400 V		
		KVA	KVA	 cm	€
314.01	COMMANDER 1	6	11	34x24x18	814,00
314.02	COMMANDER 2	8	14	34x24x18	927,00
314.03	COMMANDER 3	13	24	40x30x20	1.028,00
314.04	COMMANDER 4	-	36	40x30x20	1.195,00
314.05	COMMANDER 5	-	54	40x30x20	1.277,00
314.06	COMMANDER 6	-	65	40x30x20	1.380,00
314.07	COMMANDER 7	-	74	40x30x20	1.597,00

## GUARDIAN



COD.	MODELLO MODEL	Trifase Threephase 400 V	DIMENSIONI DIMENSIONS	PREZZO PRICE
			 cm	€
315.01	GUARDIAN 1	25	60x40x20	1.590,00
315.02	GUARDIAN 2	40	60x40x20	1.790,00
315.03	GUARDIAN 3	60	70x50x25	2.050,00
315.04	GUARDIAN 4	68	70x50x25	2.050,00
315.05	GUARDIAN 5	78	70x50x25	2.200,00
315.06	GUARDIAN 6	100	80x60x30	2.450,00
315.07	GUARDIAN 7	150	100x80x30	2.990,00
315.08	GUARDIAN 8	170	100x80x30	2.990,00
315.09	GUARDIAN 9	200	100x80x30	3.240,00
315.10	GUARDIAN 10	250	100x80x30	3.240,00
315.11	GUARDIAN 11	300	100x80x30	3.850,00
315.12	GUARDIAN 12	400	100x80x30	3.850,00
315.13	GUARDIAN 13	500	100x80x30	4.480,00

## GUARDIAN BASE

COD.	MODELLO MODEL	Trifase Threephase 400 V	DIMENSIONI DIMENSIONS	PREZZO PRICE
			 cm	€
315.21	GUARDIAN BASE 1	25	50x40x20	1.332,00
315.22	GUARDIAN BASE 2	40	50x40x20	1.332,00
315.23	GUARDIAN BASE 3	60	50x40x20	1.332,00
315.24	GUARDIAN BASE 4	68	50x40x20	1.332,00
315.25	GUARDIAN BASE 5	78	50x40x20	1.332,00
315.26	GUARDIAN BASE 6	100	50x40x20	1.500,00
315.27	GUARDIAN BASE 7	150	50x40x20	2.000,00
315.28	GUARDIAN BASE 8	170	50x40x20	2.000,00
315.29	GUARDIAN BASE 9	200	50x40x20	2.280,00
315.30	GUARDIAN BASE 10	250	50x40x20	2.280,00
315.31	GUARDIAN BASE 11	300	50x40x20	2.800,00
315.32	GUARDIAN BASE 12	400	50x40x20	2.800,00
315.33	GUARDIAN BASE 13	500	50x40x20	3.360,00

## TANKS WITH BASIN



Steel tank for generators' fuel storage with connections. Steel basin predisposed for the mounting of a roof, 3/4" discharge cap.

COD.	MODELLO MODEL	CAPACITÀ CAPACITY	DIMENSIONI DIMENSIONS			PREZZO PRICE	
			Serbatoio Tank	Bacino Basin			
		Lt	Ø cm	Lunghezza cm Length cm	Lunghezza cm Length cm	Larghezza cm Width cm	€
370.01	CD5/4550+B15	490	75	130	115	95	1.928,00
370.02	CD15+B15	1500	110	173	200	120	3.140,00
370.03	CD23+B23	2300	127	189	240	135	3.425,00
370.04	CD30+B30	3000	143	206	240	150	4.010,00
370.05	CD50+B50	5000	160	278	325	175	4.865,00
370.06	CD60+B60	6000	180	266	325	200	5.345,00
370.07	CD90+B90	9000	190	326	390	210	6.340,00

## ROOFINGS

COD.	MODELLO MODEL	DIMENSIONI DIMENSIONS	PREZZO PRICE
		 B x P x H	
370.10	TETTOIA 5	130x130x200	640,00
370.11	TETTOIA 15	240x160x210	730,00
370.12	TETTOIA 23	280x170x210	780,00
370.13	TETTOIA 30	280x190x215	780,00
370.14	TETTOIA 50	360x215x260	990,00
370.15	TETTOIA 60	360x240x260	990,00
370.16	TETTOIA 90	360x250x260	1.220,00

## DOUBLE SKINNED UNDERGROUND TANKS



Our tanks are made with prime carbon steel and tested according to regulation in force. Our standard tanks are complete with: lifting hooks, earthing connection, couplings to monitor space between skins, manhole and couplings, external coating with tar, test certificate and level/volume table.

COD.	MODELLO MODEL	CAPACITÀ CAPACITY	DIMENSIONI DIMENSIONS			PESO WEIGHT	PREZZO PRICE
			Ø Int. cm	Ø Est. cm	Lunghezza Length cm		
		m <sup>3</sup>				Kg	€
370.21	SERBATOIO DP 1	1	95	100	185	335	2.780,00
370.22	SERBATOIO DP 2	2	127	130	185	460	3.420,00
370.23	SERBATOIO DP 3	3	143	150	225	602	4.160,00
370.24	SERBATOIO DP 4	4	143	150	285	102	5.510,00
370.25	SERBATOIO DP 5	5	143	150	345	118	6.365,00
370.26	SERBATOIO DP 6	6	160	165	345	132	7.440,00
370.27	SERBATOIO DP 7	7	170	175	345	157	8.590,00
370.28	SERBATOIO DP 8	8	180	185	345	171	9.145,00
370.29	SERBATOIO DP 9	9	190	195	345	180	9.920,00
370.30	SERBATOIO DP 10	10	200	205	345	192	11.175,00

### Optional

COD.	MODELLO / MODEL	€
370.40	POZZETTO	435,00
370.41	INVASATURA CON CHIUSINO IN GHISA (per passo carrabile) / CHAMBER WITH HINGED COVER	849,00
370.43	VALVOLA LIMITATRICE DI CARICO (chiude il passaggio al 90%) / LOAD LIMITING VALVE (stops 90% of the passage)	185,00
370.44	SISTEM RILEVAMENTO PERDITE RELAIS / SYSTEM FOR DETECTION OF LACKS	917,00
370.45	SISTEMA DI PRECARICO CARBURANTE (composto da lettropompa, pompa manuale, galleggiante multilivello) FUEL LOADING KIT (including electric pumps, manual pump, multilevel float switch)	927,00