




II 1G Ex ia IIC T6
2010 Atex 2328

 100% made in Italy



EN - Three watertight chambers level regulator with freely suspended trim variation, for use in explosive environments. Suitable in **explosive potential environments**. Suitable for level regulation in drainage plants, pumping stations and dirty water systems.

- shielded cable **ÖLFLEX® PETRO 4G1 Ø 8,8mm (2 functions)**: suitable in slime and mud / oil / esters drilling, as well as with the solution of calcium bromide, lubricants based on mineral oil, diluted acids, aqueous alkaline solutions and other chemicals - onshore and offshore drilling - supply ships.
- **Patented**

Cable	10 - 20 m	H05RN-F 4G0,75 (RN8-F mix) Ø 8,8mm (2 functions) ÖLFLEX® PETRO 4G1 Ø 8,8mm (2 func.)
-------	-----------	---

Casing	Carbon black charged	
--------	----------------------	--

Specific gravity	0,95 - 1,05 kg/dm ³	
------------------	--------------------------------	--

Grommet	EPDM Viton (Olflex Petro cable)	
---------	------------------------------------	--

Power Supply	max 4-40 Vac / max 100 mA	
--------------	---------------------------	--



Activation angle	20°	
------------------	-----	--

Depth	max.20m - 65,6ft	
-------	------------------	--

Temperatura	max.+80°C (+176°F)	
-------------	--------------------	--

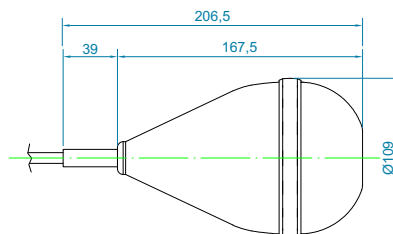
- Protection Grade	IP 68	
--------------------	-------	--

Classe - Class	I	
----------------	---	--

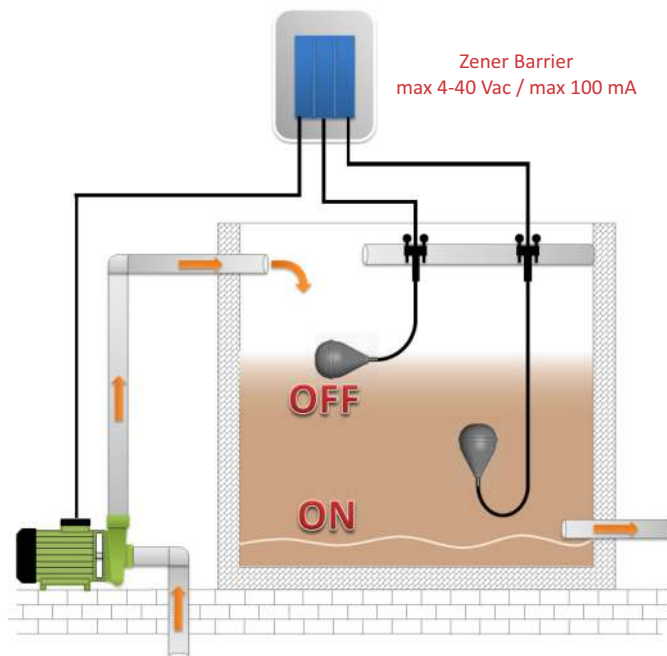
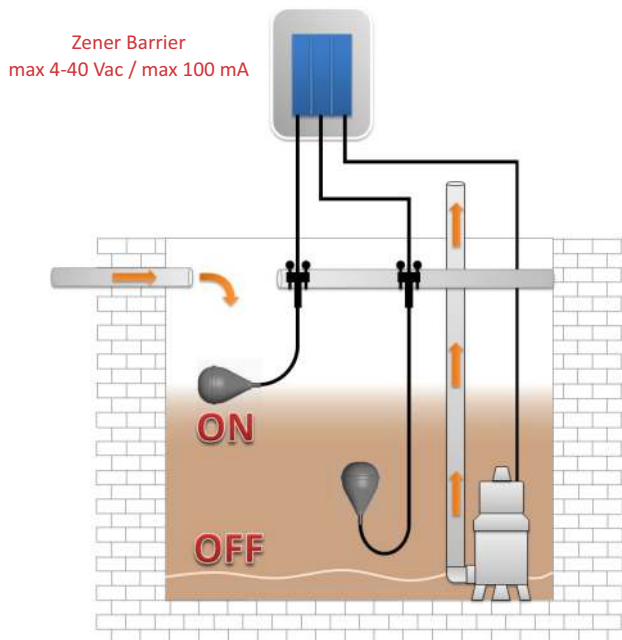
Certification	 	
---------------	---	--



EN - Thanks to the particular carbon black charge, the electrostatic charges that might arise in the installation are transferred outside through the ground wire of the float.

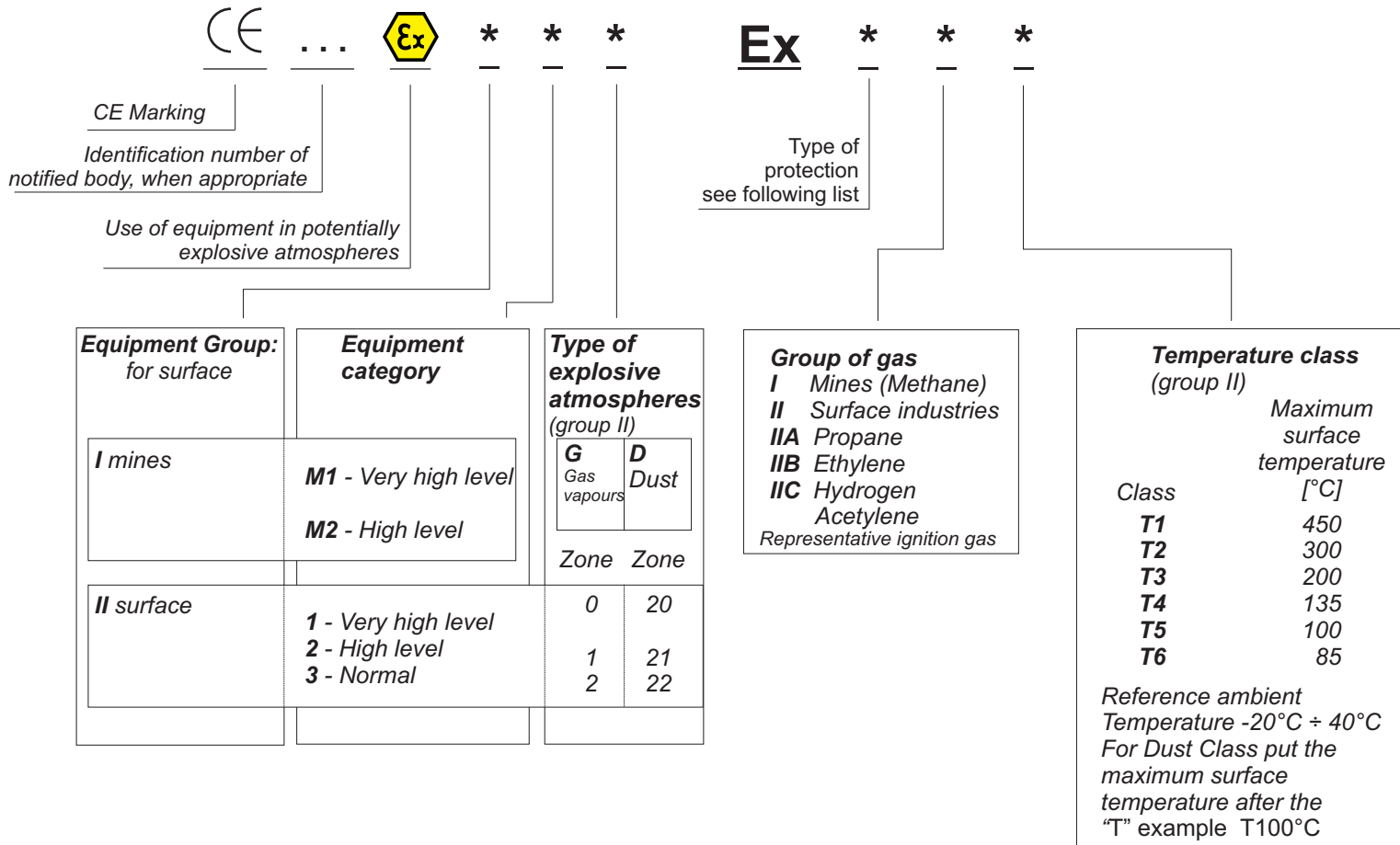


EN - Taurus-Ex has to be connected through an intrinsic safety power supply circuit provided of Intrinsic Safety Barrier.



ATEX GUIDE

European ATEX Directive 94/9/CE
Electrical and non-electrical equipment and protection systems



CATEGORY OF EQUIPMENT

Equipment of mines - Group I

Category M1

Level of protection: Very high level
2 types of protection or 2 independent faults

Category M2

Level of protection: High level
1 type of protection Normal operation

Equipment of surface - Group II

Category 1

Level of protection: Very high level
2 types of protection or 2 independent faults

Category 2

Level of protection: High level
Common frequent malfunction

Category 3

Level of protection: Normal
Required level of protection

STANDARDS AND TYPE OF PROTECTION

Electrical equipment for gas (G)

	Code	EN Rule	Category
General requirements		60079-0	
Oil immersion	o	60079-6	M2-2G
Pressurized apparatus	p	60079-2	M2-2G
Powder filling	q	60079-5	M2-2G
Flameproof enclosure	d	60079-1	M2-2G
Increased safety	e	60079-7	M2-2G
Intrinsic safety	ia	60079-11	M1-1G
Intrinsic safety	ib	60079-11	M2-2G
Encapsulation	m	60079-18	M2-2G
Protection type "n"	n	60079-15	3G
Category 1G		60079-26	1G
Category M		50303	M1

Electrical equipment for dust (D)

Protection by enclosures	Ex tD	EN 61241-1	1D
Protection by pressure	Ex pD	EN 61241-4	2D
Protection by intrinsic safety	Ex iD	EN 61241-11	1D
Protection by encapsulation	Ex mD	EN 61241-18	1D





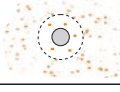
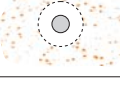
INFLAMMABLE GASES AND VAPOURS CLASSIFICATION

group of container	I	IIA	IIB	IIC	
gas o vapore gas or vapour	Methane (firedam p)	Ammonia Industrial methane Blas-furnace gas Carbon monoxide Propane Butane Pentane Esane Eptane Iso-octane Decane Benzene Xilene Cyclohexane Acetone Ethyl-methyl-ketone	Methyl acetate Ethyl acetate Normal propyl acetate Normal butyl acetate Amyl acetate Cloroethylene Methanol Ethanol Iso Butanol Normal Butanol Amyl alcohol Ethyl nitrite	Buta 1:3-diene Ethylene Diethyl ether Ethylene oxide Town gas Coke-oven gas	Acetilene Hydrogen Acetylene

INDEX OF PROTECTION





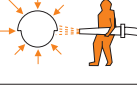
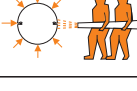
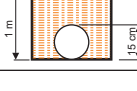
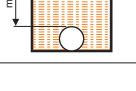
1 Cifra-1 st figure:

protection against solid bodies

IP	tests	
0		No protection
1		Protected against solid bodies larger than 50 mm (eg. : accidental contact with the hand)
2		Protected against solid bodies larger than 12,5 mm (eg. : accidental contact with the hand)
3		Protected against solid bodies larger than 2,5 mm (tools, wires)
4		Protected against solid bodies larger than 1 mm (fine tools, small wires)
5		Protected against dust (no harmful deposit)
6		Completely protected against dust

2 Cifra 2 st figure:

protection against liquids

IP	tests	
0		No protection
1		Protected against vertically-falling drops of water (condensation)
2		Protected against drops of water falling at up to 15° from the vertical
3		Protected against drops of rainwater at up to 60° from the vertical
4		Protected against projections of water from all directions
5		Protected against jets of water from all directions
6		Completely protected against jets of water or similar force to heavy seas
7		Protected against the effects of immersion
8		Protected against effects of prolonged immersion under specified conditions

CENELEC-IEC AND NEC COMPARISON

International electrotechnical Commission (www.iec.ch)

The IEC (International Electrotechnical Commission), created in 1904 in Geneva (Switzerland) establish the IEC regulations. In 1947, with the creation of the International Standards Organisation (ISO) by the United Nations, the IEC became responsible for the organisation of the electrical division, while still remaining independant.

The IEC has defined three categories of hazardous zones:

- Zone 0 : the explosive atmosphere is continuously present.
- Zone 1 : the explosive atmosphere is often present.
- Zone 2 : the explosive atmosphere may accidentally be present.

Gas and vapour classification

Gases are divided into four groups by the CEC and the NEC (with some additional gases). The IEC also defines different groups of gases and vapours. The IEC and North American groups are viewed as fundamentally the same, apart from the fact that there are three groups in the IEC and four for the NEC. (See table as follows)

Temperature classification

IEC defined a temperature classification for materials used in hazardous areas. Following this, CEC and NEC have also been modified to include a temperature classification. (See table as follows)

GAS AND VAPOUR CLASSIFICATION

Group		Group or vapour
IEC	NEC (North America)	
II C	A	Acetylene
II C	B	Hydrogen
II B	C	Ethylene
II B	C	Ethyl ether
II B	C	Cyclopropane
II B	C	Butadene 1-3
II A	D	Propane
II A	D	Ethane
II A	D	Butane
II A	D	Benzène
II A	D	Pentane
II A	D	Heptane
II A	D	Acetone
II A	D	Methyl Ethyl
II A	D	Methyl Alcohol
II A	D	Ethyl Alcohol

TEMPERATURE CLASSIFICATION

Temperatures IN °C	Classification	
	IEC	NEC (North America)
450	T1	T1
300	T2	T2
280	T2	T2A
260	T2	T2B
230	T2	T2C
215	T2	T2D
200	T3	T3
180	T3	T3A
165	T3	T3B
160	T3	T3C
135	T4	T4
120	T4	T4A
100	T5	T5
85	T6	T6

Group 1 - underground workin mine
Group 2 - surface industry

CENELEC-IEC / NEC COMPARISON

Inflammable Material	CENELEC/IEC				NEC		
	Protection	Zone	Group	Subdivision	Class	Division	Group
Gases and vapours							
Acetylene	d - e	1,2	II	C	I	1 - 2	A
Hydrogen	d - e	1,2	II	C	I	1 - 2	B
Propylene Oxide Ethyl oxide Butadiene	d - e	1,2	II	B	I	1 - 2	B
Cyclopropane Ethyl ether Ethylene	d - e	1,2	II	B	I	1 - 2	C
Acetone Benzene Butane Propane Hexane Paint Solvents Natural Gas	d - e	1,2	II	A	I	1 - 2	D
Combustible dusts	Protection		Zone		II	1	E
	D/DIP		21-22				
Magnesium Aluminium or metallic dusts with $R \leq 10^5$ Ohms x cm	D/DIP		21-22		II	1	F
Floor Non metallic dusts with $R > 10^5$ Ohms x cm	D/DIP		21-22		II	2	G
Fibers and flying					III	1-2 ⁽¹⁾	
Rayon Cotton Linen Wood Hemp Flax bast Tow Coconut fiber Oakum							

(1) Division 1: Manufacturing location
Division 2: Storage location



ATTESTATO DI ESAME CE DEL TIPO
EC-TYPE EXAMINATION CERTIFICATE

DIRETTIVA 94/9/CE – D.P.R.24.3.1998 n.126



Questo certificato è rilasciato in conformità a quanto prescritto dall'Art.8 par.1 lettera a della Direttiva 94/9/CE ed attesta la conformità del prodotto di seguito identificato all'art.1 e 3 e all'Allegato II della Direttiva

This certificate has been issued in conformity to what prescribed by the Art.8 par.1 letter a of the Directive 94/9/CE and it certifies the conformity of the product described below to Art.1 and 3 and Annex II of the Directive

ATTESTATO N°	ICIM 2010 ATEX 2328	CERTIFICATE N°
Organismo notificato		Notified Body
ICIM S.p.A. - Piazza Don Mapelli, 75 – 20099 Sesto San Giovanni (MI)		N° of identification: 0425
Dati Fabricante		Manufacturer
Sede legale	TECNOPLASTIC S.r.l. Via Calabria, 3-5 35020 SAONARA (PD)	Head office
Dati prodotto		Product
Modello	INTERUTTORE A GALLEGGIANTE PER AMBIENTI POTENZIALMENTE ESPLOSIVI FLOAT SWITCH FOR POTENTIALLY EXPLOSIVE ENVIRONMENTS	Model
Caratteristiche del modello	Supertec – Ex, Taurus - Ex	characteristics of the model
Classificazione	⊕ II 1 G Ex ia II C T6 - 20 <Ta< +80 °C	
Eventuali estensioni	Nessuna / None	Extensions
Esame per la certificazione CE	<i>L'esame è stato eseguito sul prodotto e sul Fascicolo Tecnico della Costruzione composto dalle parti/ Test on the product and Technical Dossier of the Construction made by the parts:</i> a) Dichiarazione di conformità / Conformity declaration b) Descrizione generale, identificazione dei modelli / General Description, identification of models c) Analisi Rischi / Risks Analysis d) Disegni tecnici / Technical drawings e) Istruzioni / Instructions f) Documenti sui materiali impegnati / Material certification g) Attestati di prova / Test Declarations	CE examination
Eventuali condizioni di subordinate della Certificazione CE	Nessuna / None	Possible conditions of subordination of the CE Certification
Note	Nessuna / None	Notes

This certificate, issued in compliance with ANNEX III of 94/9/CE Directive, is valid only for the models above specified. Any technical change must be declared to ICIM S.p.A. that will give information how to proceed.

Data di emissione First issue	Emissione corrente Current Issue	Data di scadenza Expiring date
01/02/2011	01/02/2011	31/01/2021

ICIM s.p.A.